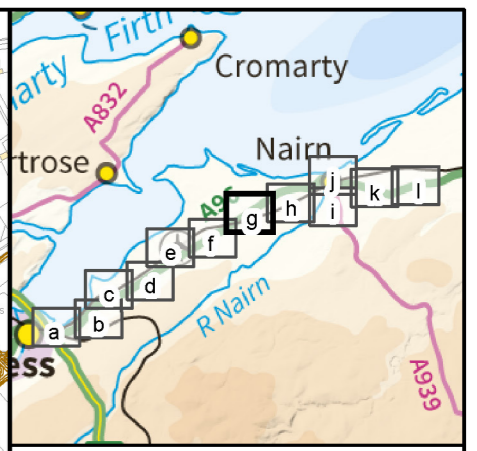


Blackcastle Cottage	
55.2	55.4
44.1	48.2
44.1	49.0
Slight Adverse	
Moderate/ Large Adverse	
Slight/ Moderate Adverse	

New House, Easter Glackton Road	
44.1	44.3
42.3	45.2
42.3	45.9
Slight Adverse	
Slight/ Moderate Adverse	
Slight/ Moderate Adverse	



- Legend**
- Proposed Scheme (as per Draft Orders)
 - SUDS (e.g. Basin or Pond)*
 - Calculation Area
 - Sample Receptor

Location Name**	
Do Minimum Baseline Year	Do Minimum Future Year
Do Minimum Baseline Year	Do Something Baseline Year
Do Minimum Baseline Year	Do Something Future Year
Significance of Impact (DMB vs DMF)	
Significance of Impact (DMB vs DSB)	
Significance of Impact (DMB vs DSF)	

DMB = Do Minimum Baseline Year
 DMF = Do Minimum Future Year
 DSB = Do Something Baseline Year
 DSF = Do Something Future Year

* Actual shape of pond/basin will be subject to detailed design
 ** Predicted noise levels at the least beneficial façade for each scenario comparison

Rev.	Rev. Date	Purpose of revision	OrigDwnl	Checkd	Rev'd	Apprv'd
0	NOV 2016	ES Publication	KA	KF	BMCK	EHO

JACOBS
 36 Belford Street, Glasgow, G2 7HF, UK
 Tel: +44(0)141 243 8000 Fax: +44(0)141 226 3109
 www.jacobs.com

Client

Project


A96 DUALLING
 INVERNESS TO NAIRN
 (Incl. Nairn Bypass)

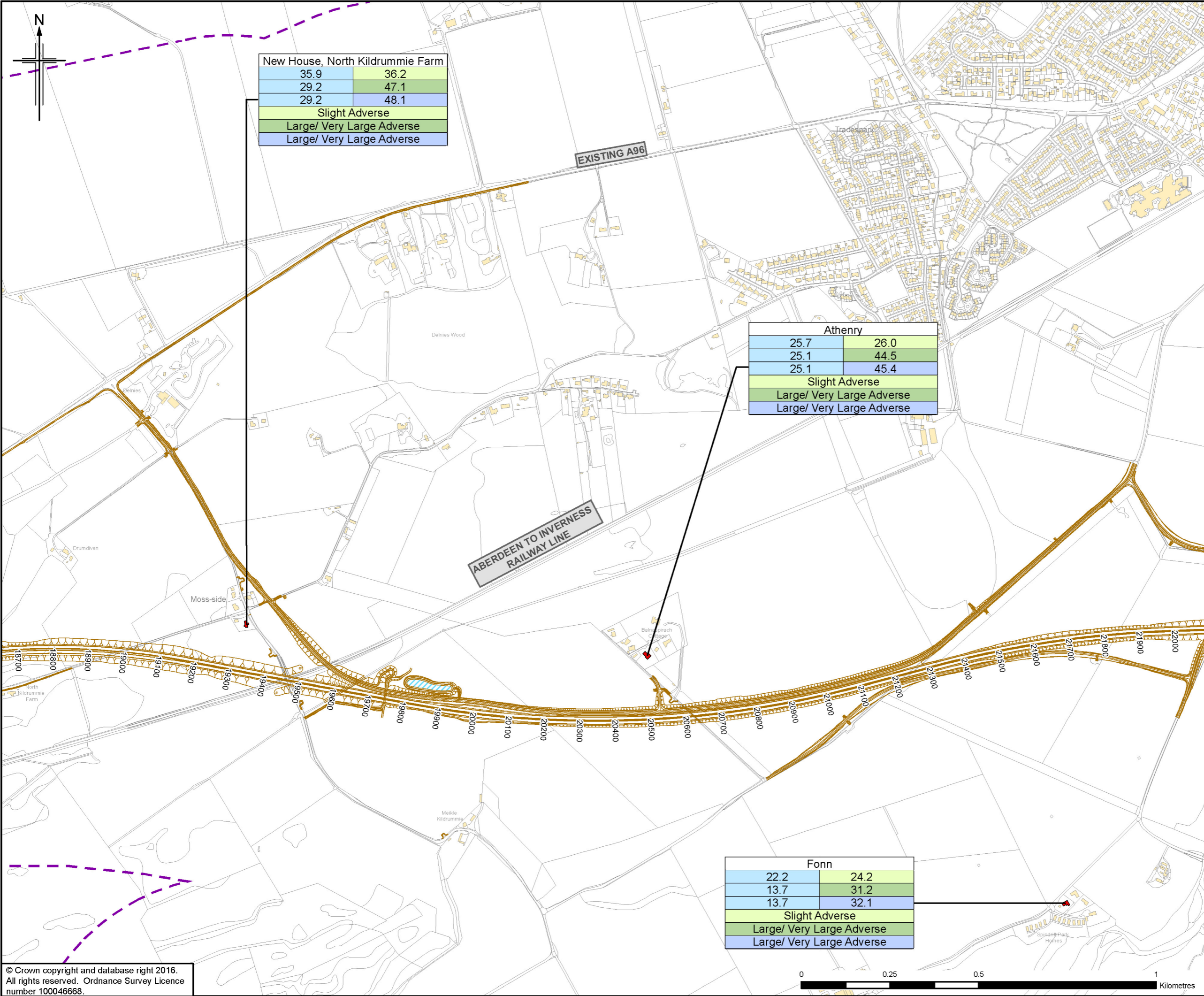
Drawing title
Figure 8.19g
Environmental Statement
Sample Receptor Predicted Night-time Noise Levels
(First Floor)

Sheet 7 of 12

Drawing Status	FINAL	
Scale	1:10,000 @ A3	DO NOT SCALE
Jacobs No.	B2103500	
BIM No.		
Drawing number	B2103500/EN/EIA/DR/819g	Rev 0

This drawing is not to be used in whole or part other than for the intended purpose and project as defined on this drawing. Refer to the contract for full terms and conditions.

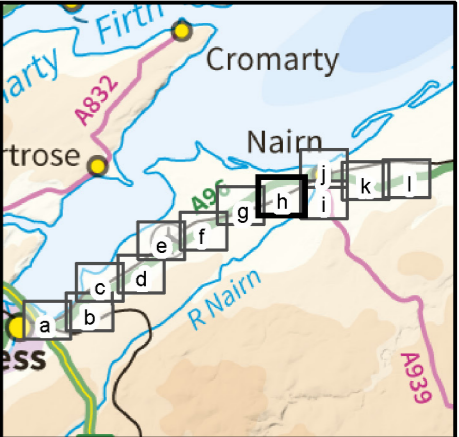




New House, North Kildrummie Farm	
35.9	36.2
29.2	47.1
29.2	48.1
Slight Adverse	
Large/ Very Large Adverse	
Large/ Very Large Adverse	

Athenry	
25.7	26.0
25.1	44.5
25.1	45.4
Slight Adverse	
Large/ Very Large Adverse	
Large/ Very Large Adverse	

Fonn	
22.2	24.2
13.7	31.2
13.7	32.1
Slight Adverse	
Large/ Very Large Adverse	
Large/ Very Large Adverse	



- Legend**
- Proposed Scheme (as per Draft Orders)
 - SUDS (e.g. Basin or Pond)*
 - Calculation Area
 - Sample Receptor

Location Name**	
Do Minimum Baseline Year	Do Minimum Future Year
Do Minimum Baseline Year	Do Something Baseline Year
Do Minimum Baseline Year	Do Something Future Year
Significance of Impact (DMB vs DMF)	
Significance of Impact (DMB vs DSB)	
Significance of Impact (DMB vs DSF)	

DMB = Do Minimum Baseline Year
 DMF = Do Minimum Future Year
 DSB = Do Something Baseline Year
 DSF = Do Something Future Year

* Actual shape of pond/basin will be subject to detailed design
 ** Predicted noise levels at the least beneficial façade for each scenario comparison

0	NOV 2016	ES Preparation	KA	KF	BMCK	EHO
Rev.	Rev. Date	Purpose of revision	OrigDwnl	Checkd	Rev'd	Apprv'd

JACOBS
 36 Bellfield Street, Glasgow, G2 7HX, UK
 Tel: +44(0)141 243 8000 Fax: +44(0)141 226 3109
 www.jacobs.com

Client

 TRANSPORT SCOTLAND
 COMHDAHÀL ALBA


Project

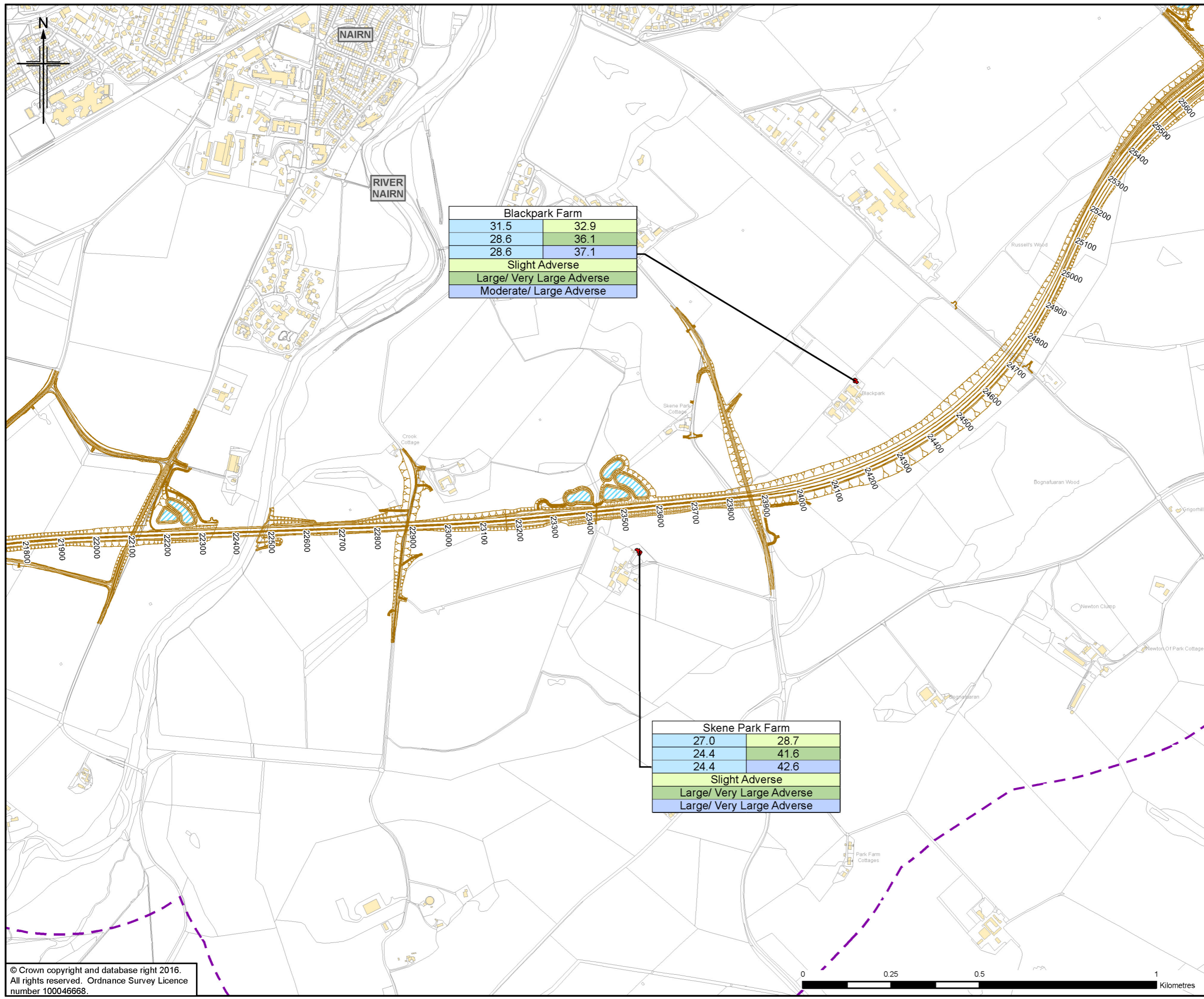
A96
 DUALLING
 INVERNESS TO NAIRN
 (Incl. Nairn Bypass)

Drawing title
Figure 8.19h
Environmental Statement
Sample Receptor Predicted Night-time Noise Levels (First Floor)

Sheet 8 of 12			
Drawing Status	FINAL		
Scale	1:10,000	@ A3	DO NOT SCALE
Jacobs No.	B2103500		
BIM No.			
Drawing number	B2103500/EN/EIA/DR/819h	Rev	0

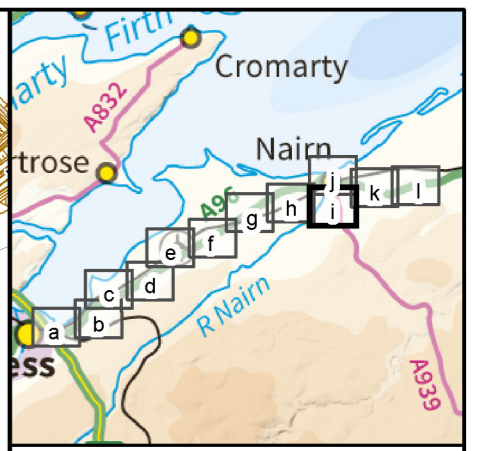
This drawing is not to be used in whole or part other than for the intended purpose and project as defined on this drawing. Refer to the contract for full terms and conditions.





Blackpark Farm	
31.5	32.9
28.6	36.1
28.6	37.1
Slight Adverse	
Large/ Very Large Adverse	
Moderate/ Large Adverse	

Skene Park Farm	
27.0	28.7
24.4	41.6
24.4	42.6
Slight Adverse	
Large/ Very Large Adverse	
Large/ Very Large Adverse	



Legend

- Proposed Scheme (as per Draft Orders)
- SUDS (e.g. Basin or Pond)*
- Calculation Area
- Sample Receptor

Location Name**	
Do Minimum Baseline Year	Do Minimum Future Year
Do Minimum Baseline Year	Do Something Baseline Year
Do Minimum Baseline Year	Do Something Future Year
Significance of Impact (DMB vs DMF)	
Significance of Impact (DMB vs DSB)	
Significance of Impact (DMB vs DSF)	

DMB = Do Minimum Baseline Year
 DMF = Do Minimum Future Year
 DSB = Do Something Baseline Year
 DSF = Do Something Future Year

* Actual shape of pond/basin will be subject to detailed design
 ** Predicted noise levels at the least beneficial façade for each scenario comparison

Rev.	Rev. Date	Purpose of revision	OrigDwnl	Checkd	Rev'd	Apprv'd
0	NOV 2016	ES Preparation	KA	KF	BMCK	EHO

JACOBS
 36 Bellfield Street, Glasgow, G2 7HX, UK
 Tel: +44(0)141 243 8000 Fax: +44(0)141 226 3109
 www.jacobs.com




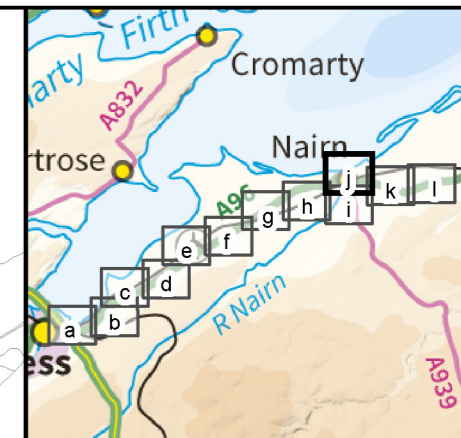
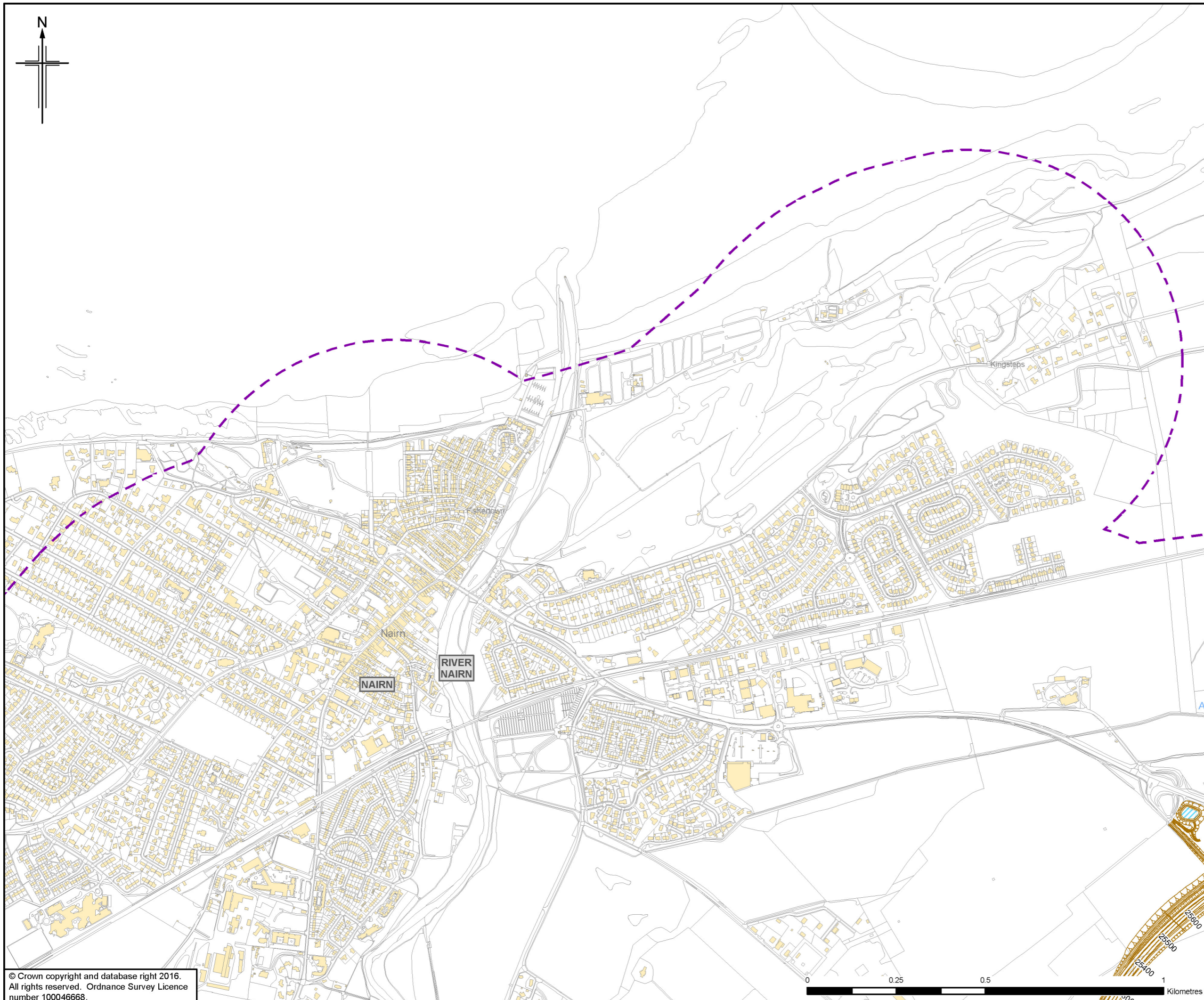
Drawing title
**Figure 8.19i
 Environmental Statement
 Sample Receptor Predicted Night-time Noise Levels
 (First Floor)**

Sheet 9 of 12

Drawing Status	FINAL	
Scale	1:10,000 @ A3	DO NOT SCALE
Jacobs No.	B2103500	
BIM No.		
Drawing number	B2103500/EN/EIA/DR/819i	Rev 0

This drawing is not to be used in whole or part other than for the intended purpose and project as defined on this drawing. Refer to the contract for full terms and conditions.





- Legend**
- Proposed Scheme (as per Draft Orders)
 - SUDS (e.g. Basin or Pond)*
 - - - Calculation Area
 - Sample Receptor

Location Name**	
Do Minimum Baseline Year	Do Minimum Future Year
Do Minimum Baseline Year	Do Something Baseline Year
Do Minimum Baseline Year	Do Something Future Year
Significance of Impact (DMB vs DMF)	
Significance of Impact (DMB vs DSB)	
Significance of Impact (DMB vs DSF)	

DMB = Do Minimum Baseline Year
 DMF = Do Minimum Future Year
 DSB = Do Something Baseline Year
 DSF = Do Something Future Year

* Actual shape of pond/basin will be subject to detailed design
 ** Predicted noise levels at the least beneficial façade for each scenario comparison

Rev.	Rev. Date	Purpose of revision	Orig/Dwnl	Checkd	Rev'd	Apprv'd
0	NOV 2016	BB Publication	KA	KF	BMCK	EHO

JACOBS
 36 Belford Street, Glasgow, G2 7HX, UK
 Tel: +44(0)141 243 8000 Fax: +44(0)141 226 3109
 www.jacobs.com

Client

 TRANSPORT SCOTLAND
 COMHDAE ALBA

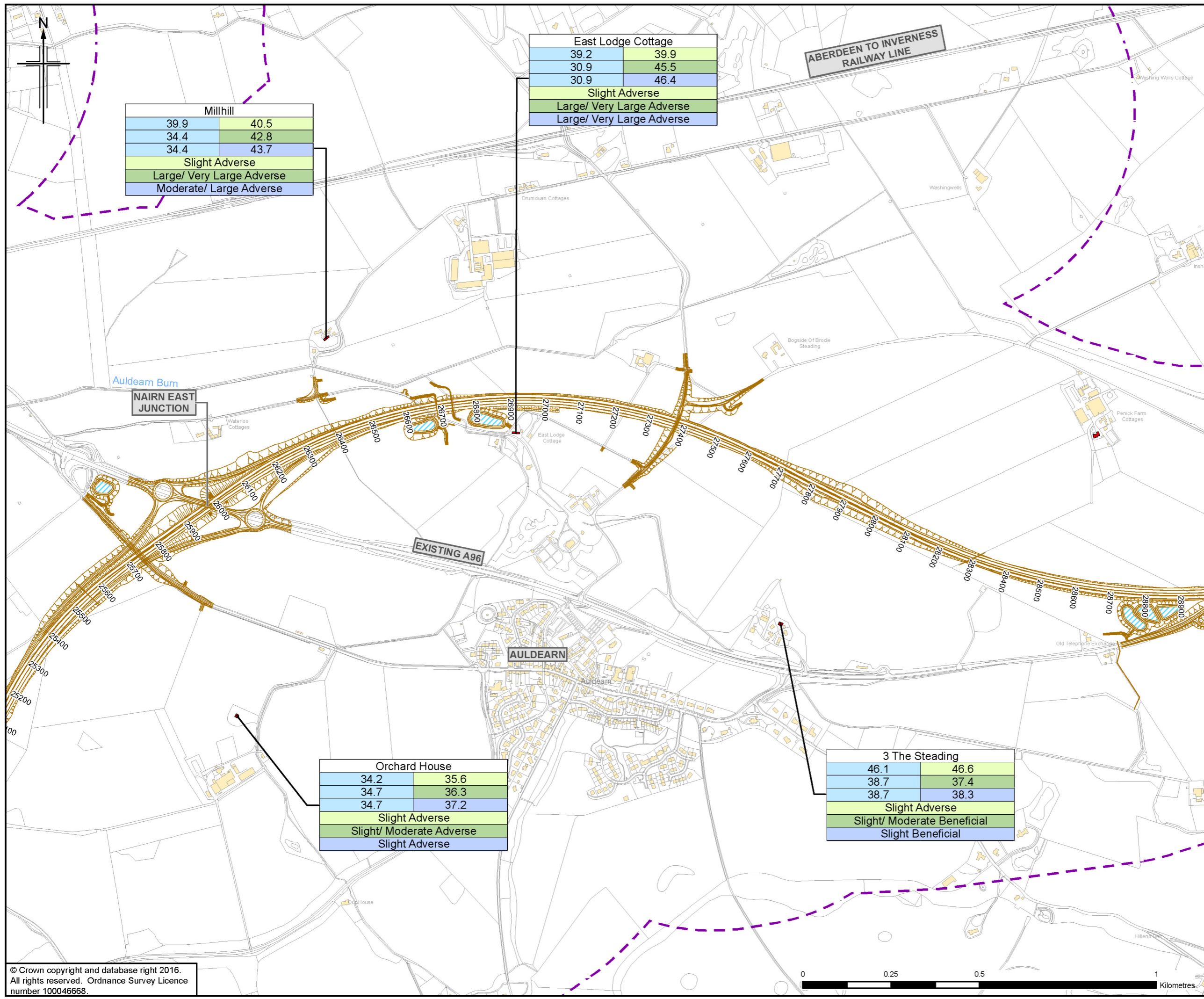
Project

A96
 DUALLING
 INVERNESS TO NAIRN
 (Incl. Nairn Bypass)

Drawing title
Figure 8.19j
Environmental Statement
Sample Receptor Predicted Night-time Noise Levels
(First Floor)

Drawing Status	FINAL		
Scale	1:10,000	@ A3	DO NOT SCALE
Jacobs No.	B2103500		
BIM No.			
Drawing number	B2103500/EN/EIA/DR/819j		Rev 0

This drawing is not to be used in whole or part other than for the intended purpose and project as defined on this drawing. Refer to the contract for full terms and conditions.

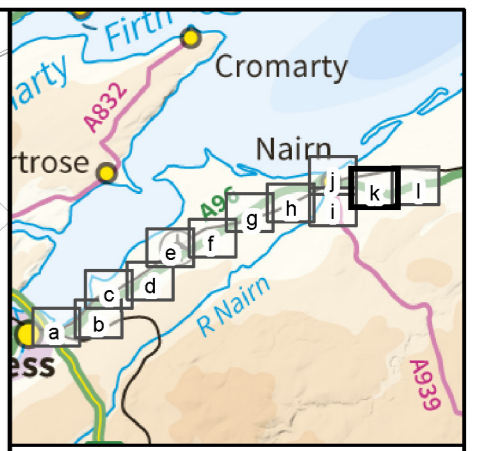


Millhill	
39.9	40.5
34.4	42.8
34.4	43.7
Slight Adverse	
Large/ Very Large Adverse	
Moderate/ Large Adverse	

East Lodge Cottage	
39.2	39.9
30.9	45.5
30.9	46.4
Slight Adverse	
Large/ Very Large Adverse	
Large/ Very Large Adverse	

Orchard House	
34.2	35.6
34.7	36.3
34.7	37.2
Slight Adverse	
Slight/ Moderate Adverse	
Slight Adverse	

3 The Steading	
46.1	46.6
38.7	37.4
38.7	38.3
Slight Adverse	
Slight/ Moderate Beneficial	
Slight Beneficial	



- Legend**
- Proposed Scheme (as per Draft Orders)
 - SUDS (e.g. Basin or Pond)*
 - Calculation Area
 - Sample Receptor

Location Name**	
Do Minimum Baseline Year	Do Minimum Future Year
Do Minimum Baseline Year	Do Something Baseline Year
Do Minimum Baseline Year	Do Something Future Year
Significance of Impact (DMB vs DMF)	
Significance of Impact (DMB vs DSB)	
Significance of Impact (DMB vs DSF)	

DMB = Do Minimum Baseline Year
 DMF = Do Minimum Future Year
 DSB = Do Something Baseline Year
 DSF = Do Something Future Year

* Actual shape of pond/basin will be subject to detailed design
 ** Predicted noise levels at the least beneficial façade for each scenario comparison

Rev.	Rev. Date	Purpose of revision	OrigDwnl	Checkd	Rev'd	Apprv'd
0	NOV 2016	ES Preparation	KA	KF	BMCK	EHO

JACOBS
 36 Belford Street, Glasgow, G2 7HE, UK
 Tel: +44(0)141 243 8000 Fax: +44(0)141 226 3109
 www.jacobs.com

Client

 TRANSPORT SCOTLAND
 COMHDAHL ALBA

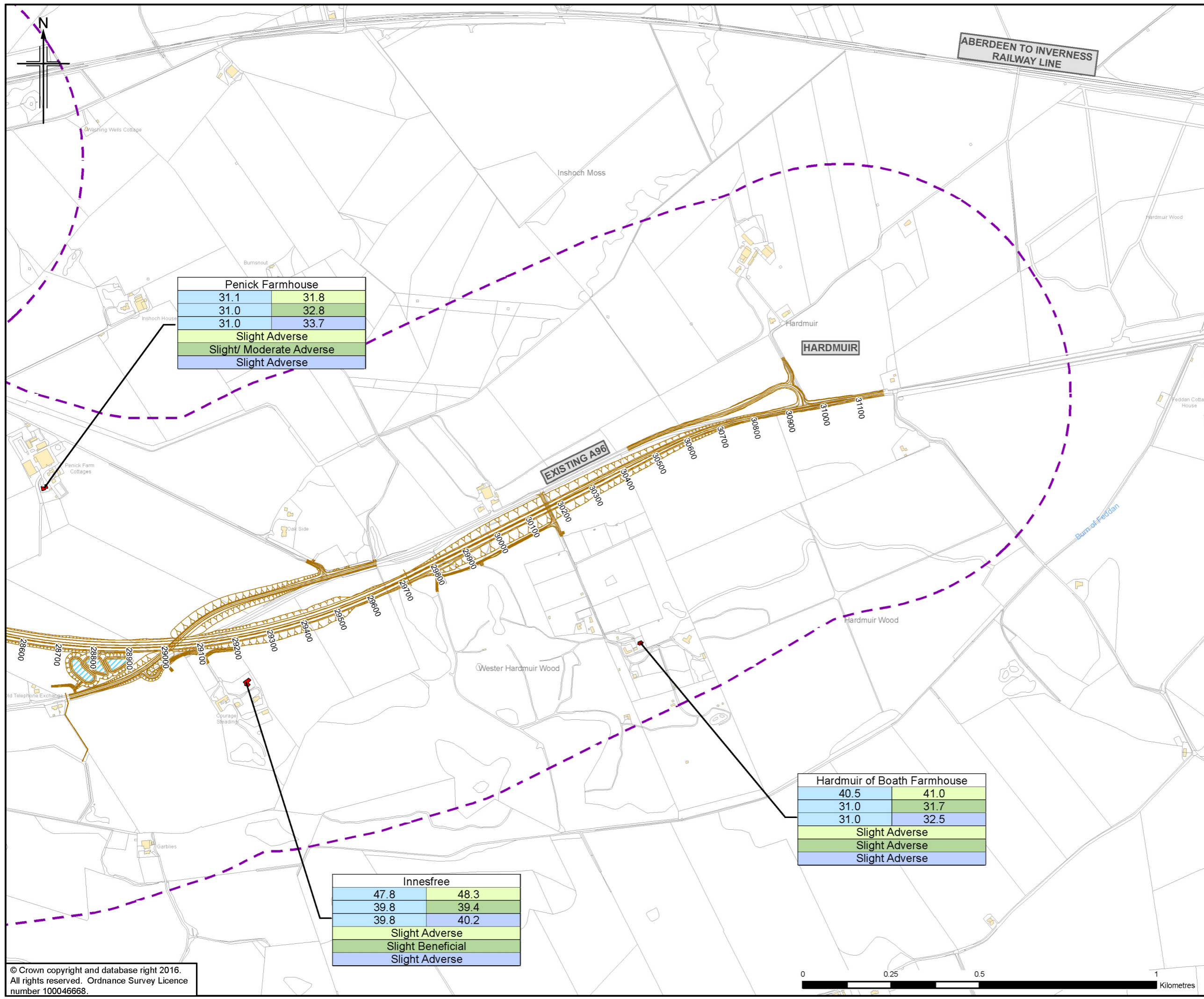
Project

A96
 DUALLING
 INVERNESS TO NAIRN
 (Incl. Nairn Bypass)

Drawing title
Figure 8.19k
Environmental Statement
Sample Receptor Predicted Night-time Noise Levels (First Floor)

Drawing Status	FINAL		Sheet 11 of 12
Scale	1:10,000 @ A3	DO NOT SCALE	
Jacobs No.	B2103500		
BIM No.			
Drawing number	B2103500/EN/EIA/DR/819k	Rev	0

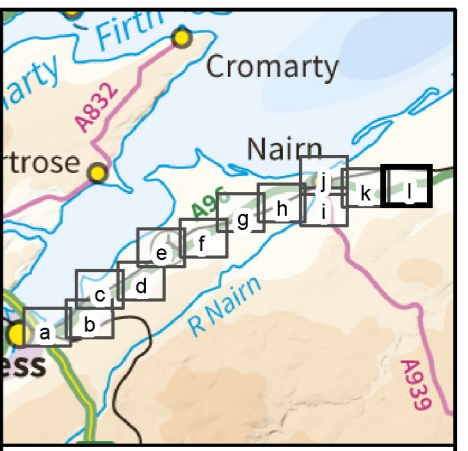




Penick Farmhouse	
31.1	31.8
31.0	32.8
31.0	33.7
Slight Adverse	
Slight/ Moderate Adverse	
Slight Adverse	

Hardmuir of Boath Farmhouse	
40.5	41.0
31.0	31.7
31.0	32.5
Slight Adverse	
Slight Adverse	
Slight Adverse	

Innesfree	
47.8	48.3
39.8	39.4
39.8	40.2
Slight Adverse	
Slight Beneficial	
Slight Adverse	



- Legend**
- Proposed Scheme (as per Draft Orders)
 - SUDS (e.g. Basin or Pond)*
 - Calculation Area
 - Sample Receptor

Location Name**	
Do Minimum Baseline Year	Do Minimum Future Year
Do Minimum Baseline Year	Do Something Baseline Year
Do Minimum Baseline Year	Do Something Future Year
Significance of Impact (DMB vs DMF)	
Significance of Impact (DMB vs DSB)	
Significance of Impact (DMB vs DSF)	

DMB = Do Minimum Baseline Year
 DMF = Do Minimum Future Year
 DSB = Do Something Baseline Year
 DSF = Do Something Future Year

* Actual shape of pond/basin will be subject to detailed design
 ** Predicted noise levels at the least beneficial façade for each scenario comparison

Rev.	Rev. Date	Purpose of revision	Orig/Dwnl	Checkd	Rev'd	Apprv'd
0	NOV 2016	ES Preparation	KA	KF	BMCK	EHO

JACOBS
 36 Belford Street, Glasgow, G2 7HF, UK
 Tel: +44(0)141 243 8000 Fax: +44(0)141 226 3109
 www.jacobs.com

Client: **TRANSPORT SCOTLAND**
 COMHDAI ALBA

Project: **A96 DUALLING**
 INVERNESS TO NAIRN
 (Incl. Nairn Bypass)

Drawing title: **Figure 8.191 Environmental Statement Sample Receptor Predicted Night-time Noise Levels (First Floor)**

Drawing Status	FINAL		Sheet 12 of 12
Scale	1:10,000 @ A3	DO NOT SCALE	
Jacobs No.	B2103500		
BIM No.			
Drawing number	B2103500/EN/EIA/DR/8191	Rev	0

