



Contractor



DRAGADOS | AMERICAN BRIDGE INTERNATIONAL
HOCHTIEF | MORRISON CONSTRUCTION

Project **FORTH REPLACEMENT CROSSING**

Document title

CONSTRUCTION NOISE MONITORING REPORT: MAY 2017

Rev	Rev. Date	Purpose of revision	Made	Checked	Approved
00	09/06/2017	First Revision	SWR	DCK	DCK

Document status

FOR REVIEW

Made by: Steven Westwater	Checked By: David Clark
Initials: SWR	Initials: DCK

Document number	Rev
REP-00323	00

This document is intellectual property of FCBC Construction JV. Copying, distribution, usage, and information on contents of this are forbidden unless explicitly authorized.



Contents

- 1. Introduction**
- 2. Noise Monitoring Locations**
- 3. Noise Monitoring Results**



1 Introduction

- 1.1** Monitoring of construction noise is being undertaken by FCBC during the construction of the new Forth Crossing and the associated road network. This report covers the month of May 2017. The objective of this report is to detail the monitoring that was undertaken across the site during this reporting period and to present the construction noise monitoring results.
- 1.2** Monitoring of construction noise has been undertaken in accordance with the Code of Construction Practice (CoCP) and the Noise and Vibration Management Plan (NVMP).

2 Noise Monitoring Locations

- 2.1 During May 2017, construction noise was monitored using permanent, continuous noise monitoring devices (01db DUOs) at locations listed in **Table 1**. These monitors were installed during November and December 2011, with additional monitors installed at Scotstoun Park (Arup's Office) and Newton during March 2012, a further sound level meter was installed at Whinny Hill during April 2012.
- 2.2 Weather stations accompany the noise monitors at Linn Mill and Whinny Hill.
- 2.3 Various construction works were undertaken across the site during May 2017. **Table 1** outlines the main construction activities in the location of each monitor.

Table 1: Monitoring Locations

Ref.	Monitoring Location	Crossing or Network	Main Construction Activities During May 2017
M1	Whinny Hill	Network	<ul style="list-style-type: none"> • Earth Works/Fill Placement • Park and Ride works • Main carriageway roadworks
M3	Tigh-Na-Grian	Crossing	<ul style="list-style-type: none"> • Central Tower stay cable installation works • North Tower stay cable installation works, • Tower crane removal • Falsework removal • Bridge Deck works
M7	Butlaw Fisheries	Crossing	<ul style="list-style-type: none"> • Central Tower stay cable installation works • AVS concrete works on deck • Waterproofing on deck • Deck surfacing • Wind shield installation • Scour protection • South Tower stay cable installation works • Bridge deck works
M10	Inchgarvie Lodge	Crossing	<ul style="list-style-type: none"> • Minor main carriageway works • SUDS detention basin works • AVS concrete works on deck • Waterproofing on deck • Deck surfacing • Wind shield installation • Scour protection • South Tower stay cable installation works • Bridge deck works • South abutment works
M11	Linn Mill	Network (close proximity to Crossing)	<ul style="list-style-type: none"> • Minor main carriageway works • AVS concrete works on deck • Waterproofing on deck • Deck surfacing • Wind shield installation • Scour protection • South Tower stay cable installation works • Bridge deck works • South abutment works
M13	Clufflat Brae	Crossing / Network	<ul style="list-style-type: none"> • Minor main carriageway works • SUDS detention basin works • AVS concrete works on deck • Waterproofing on deck • Deck surfacing • Wind shield installation • Scour protection • South Tower stay cable installation works • Bridge deck works • South abutment works • Cycle / footpath work



DRAGADOS | AMERICAN BRIDGE INTERNATIONAL
HOCHTIEF | MORRISON CONSTRUCTION

M14	Springfield	Network	<ul style="list-style-type: none"> • Minor main carriageway works • SUDS detention basin works • South abutment works
M15	Echline	Network	<ul style="list-style-type: none"> • AVS rebar and concrete deck works • South Abutment works • Cycle/footway works
M16	Scotstoun	Network	<ul style="list-style-type: none"> • Minor main carriageway roadworks
M17	Dundas Home Farm	Network	<ul style="list-style-type: none"> • Minor main carriageway roadworks
M18	Newton	Network	<ul style="list-style-type: none"> • Outwith works area

Noise Monitoring Results

Overview

2.4 Noise monitoring results are presented in graphs (**Appendix A**) using the template provided in the *Construction Noise Monitoring Information Note* (www.transportscotland.gov.uk).

2.5 With regard to the noise monitoring graphs, the following should be noted:

- All locations are considered as either 'Main Crossing' or 'Network Connections', as set out in **Table 1**.
- Main Crossing works are undertaken during the day, evening and night time periods. Network connection works are generally undertaken during the daytime only.
- Linn Mill is considered as a network location which has the potential to receive noise from the marine works near the south shore. As a result, evening and night time data has been included for this location.
- Noise data for day, evening and night on which no construction works were conducted have been excluded from the monthly average results presented in the graph. L_{AFmax} exceedances during these periods would have been caused by non-construction related factors and do not require investigation. Noise results (L_{Aeq} and L_{AFmax}) for any day, evening and night on which no construction works have been conducted have been presented in the graphs as greyed out areas.
- An average for Sunday construction noise data has been included where applicable; in locations where no Sunday works were conducted no average is shown.
- As set out in the CoCP, the assessment time for evening, night and Sunday daytime is in one hour periods. To present the construction noise results for these periods, therefore, the maximum L_{AFmax} (fast time response) and maximum L_{Aeq} within the overall evening/night time period has been taken. It should be noted, therefore, that the average shown for these periods is an average of only the highest L_{Aeq} results.

Results

- 2.6** Results demonstrate that the monthly average total of construction noise results for daytime and evening are within the threshold levels for all monitoring locations during May 2017. For night time periods, there were exceedances of monthly average at Butlaw and Clufflat. There were also exceedances of Sunday average for Clufflat.
- 2.7** Most exceedances noted were not caused by construction activities. Each exceedance was found to be influenced by increased noise levels due to periods of weather, traffic, residential noise or birdsong. Audio recordings demonstrate that the increased levels were caused by sea waves and birdsong at Butlaw Fisheries and birdsong at Tigh-Na-Grian. With regard to the averages reported for night-time periods, it should be noted that these averages are based only on the highest LAeq levels for 1 hour periods which can affect the averages.
- 2.8** Each exceedance of the threshold was investigated using triggered audio recordings, records of construction works (i.e. site programmes, diaries and daily marine reports) and analysis of weather station data, where required. A Noise and Vibration Investigative Report (NVIR) spread sheet has been produced detailing the results of the investigation for each construction exceedance. There were some exceedances this month that were due to construction work.
- 2.9** Construction related noise at the Butlaw monitor during the daytime period on the 6th, 8th and 22nd May were caused during the day by the work at the Barracks to reinstate the seawall. There were also exceedances caused at the Barracks in the evening and night time on the 26th, 27th and 28th caused by Scour protection work at S5. Site teams were made aware of these exceedances. Exceedances were recorded on the Clufflat monitor on the 5th, 19th, 22nd, 23rd and 24th. This was caused by excavator movement working in close proximity to the monitor. Site teams were made aware of these exceedances.
- 2.10** A summary of the findings for exceedances occurring at each of the locations can be found in Table 2.

Table 2: Summary of Exceedances at Monitoring Locations

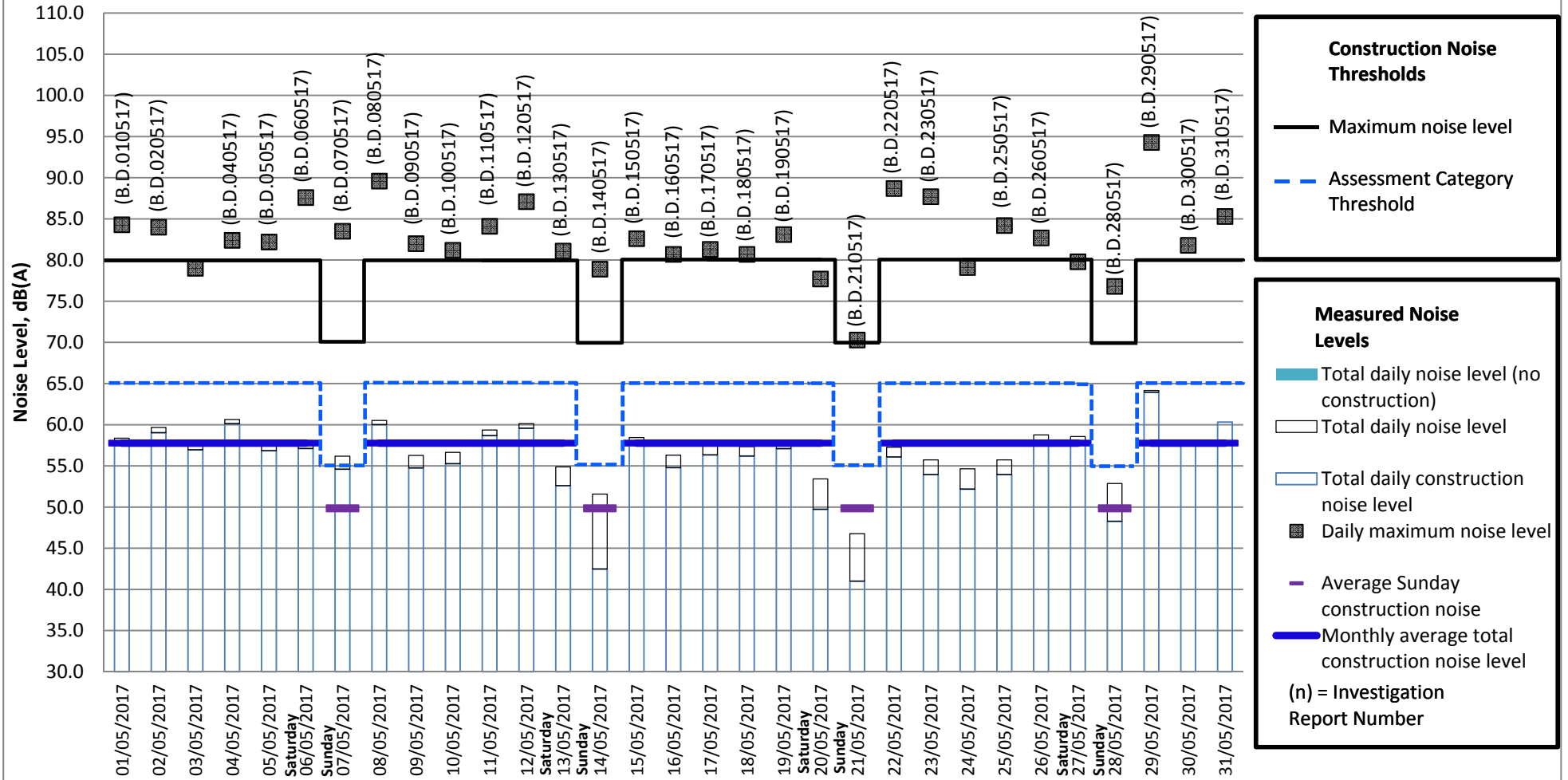
Monitoring Location	Summary of Exceedance Details
Butlaw Fisheries	During May the maximum noise threshold was exceeded on 72 occasions (27 day time, 14 evening and 31 night time). Most exceedances were attributed to non-construction factors, notably birdsong and waves. There were nine instances of construction noise exceeding the threshold (see 2.9)
Clufflat Brae	During May the maximum noise threshold was exceeded on 80 occasions (23 daytime, 26 evening and 31 night time). Exceedances were mainly found to be due to birdsong and residents. There were three instances of construction noise exceeding the threshold (see 2.9)
Inchgarvie Lodge	During May the maximum noise threshold was exceeded on 66 occasions (17 day time, 21 evening and 28 night time). No exceedances were related to construction activity. Exceedances were mainly found to be due to birdsong, residents and wind.
Linn Mill	During May the maximum noise threshold was exceeded on 59 occasions (13 daytime, 15 evening and 31 night time). No exceedances were related to construction activity. The majority of exceedances at this location were due to birdsong and wind.
Tigh-Na-Grian	During May the maximum noise threshold was exceeded on 53 occasions (16 daytime, 15 evening and 22 night time). No exceedances were related to construction activity. Exceedances were mainly due to birdsong and wind.
Dundas Home Farm	During May the maximum noise threshold was exceeded on 13 occasions. No exceedances were related to construction activity. The main exceedances were due to residents and birdsong.
Echline	During May the maximum noise threshold was exceeded on 31 occasions. Exceedances were attributed to vehicles passing by on the adjacent roads.
Springfield	During May the maximum noise threshold was exceeded on 19 occasions. These exceedances were due to local residents.
Scotstoun	During May the maximum noise threshold was exceeded on 30 occasions. These exceedances were attributed to general traffic noise on the adjacent road.
Whinny Hill	During May the maximum noise threshold was exceeded on 17 occasions during the daytime. No exceedances at this location were attributed to construction activities. Most exceedances were due to birdsong and residents
Newton	Recordings taken for data record purposes



APPENDIX A

Measured Daytime Noise Levels at Butlaw Fisheries

Measurement period: May 2017



Construction Noise Thresholds

- Maximum noise level
- Assessment Category Threshold

Measured Noise Levels

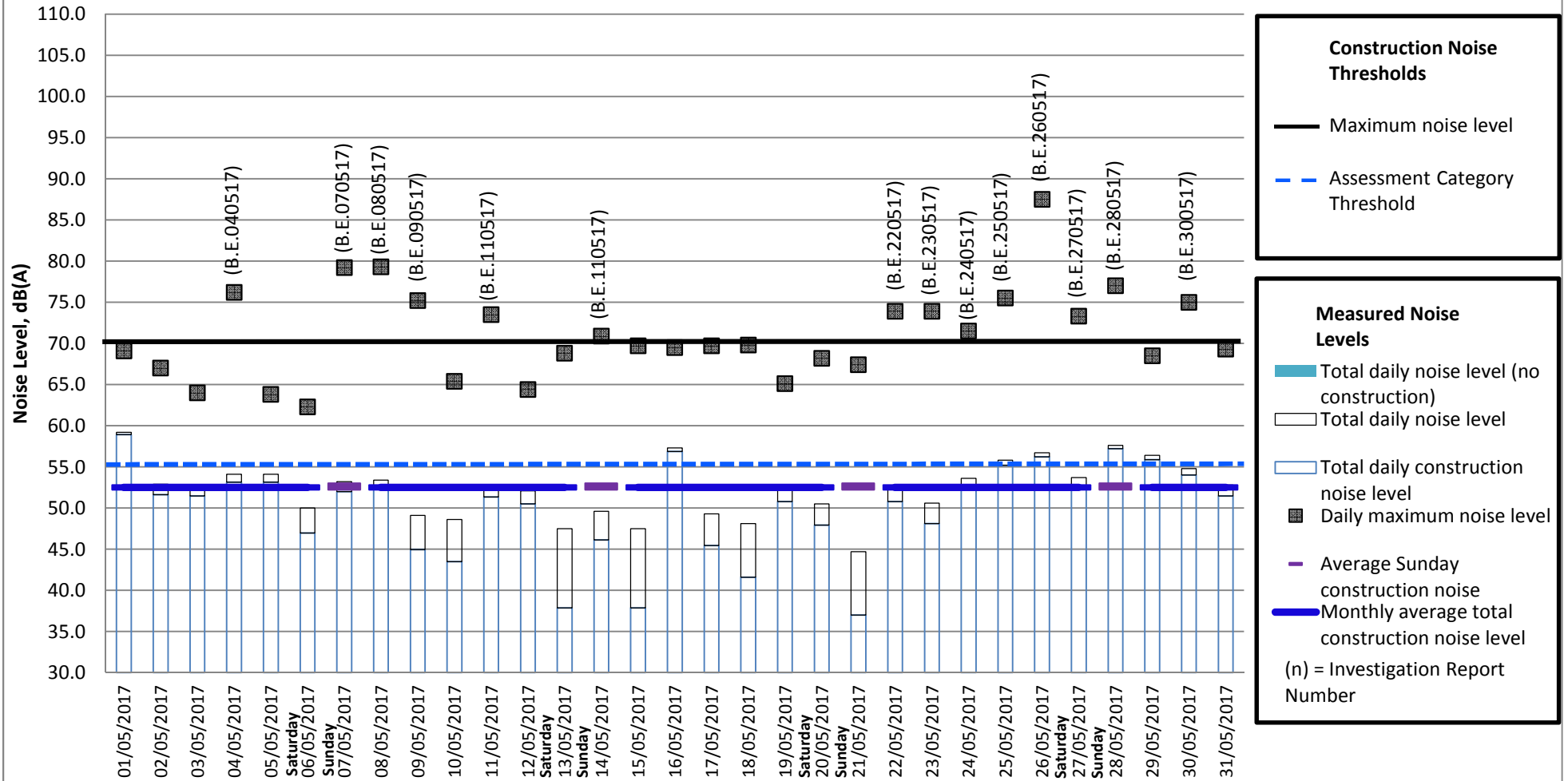
- Total daily noise level (no construction)
- Total daily noise level
- Total daily construction noise level
- Daily maximum noise level
- Average Sunday construction noise
- Monthly average total construction noise level

(n) = Investigation Report Number

Note:

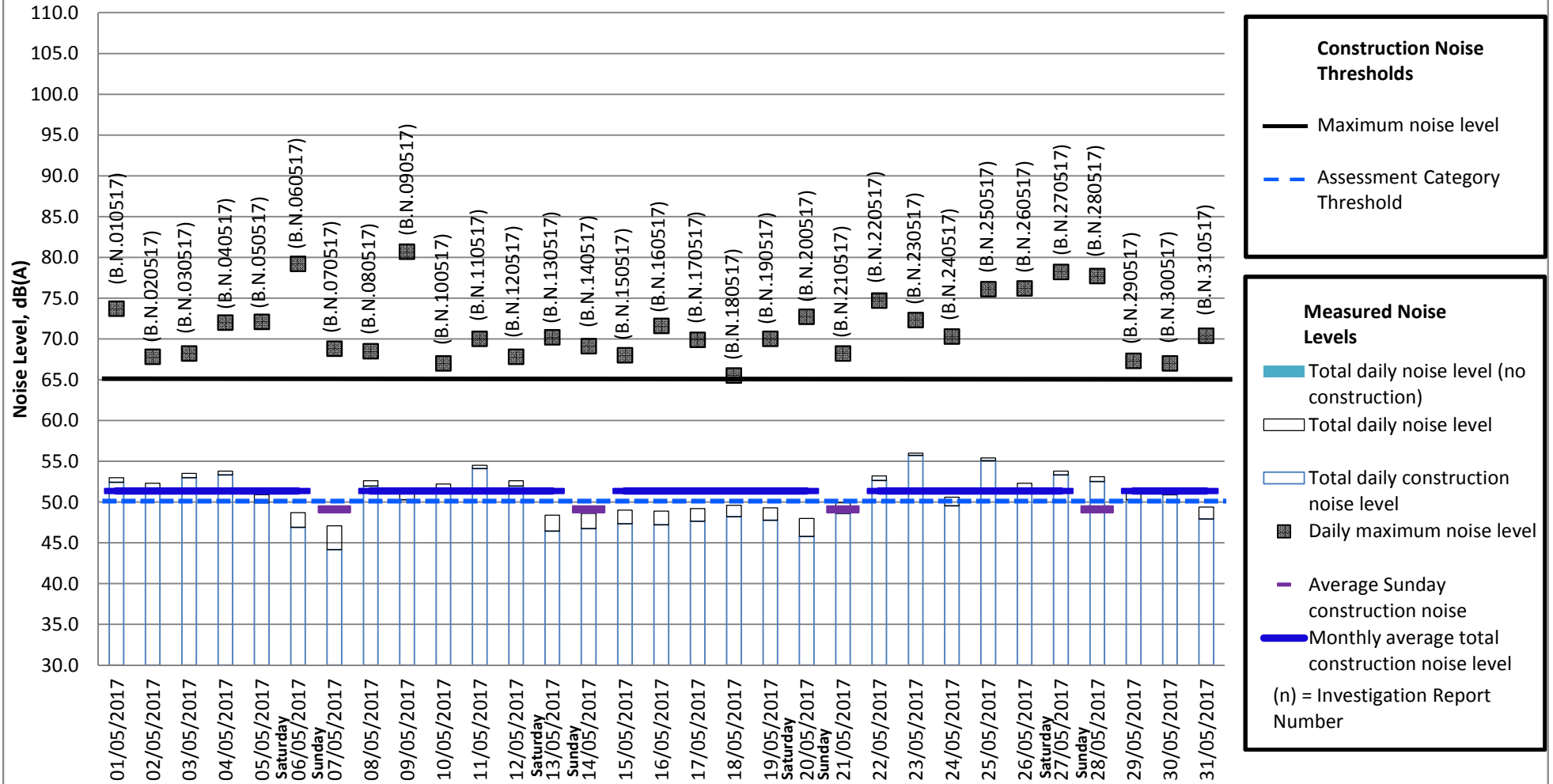
Measured Evening Noise Levels at Butlaw Fisheries

Measurement period: May 2017



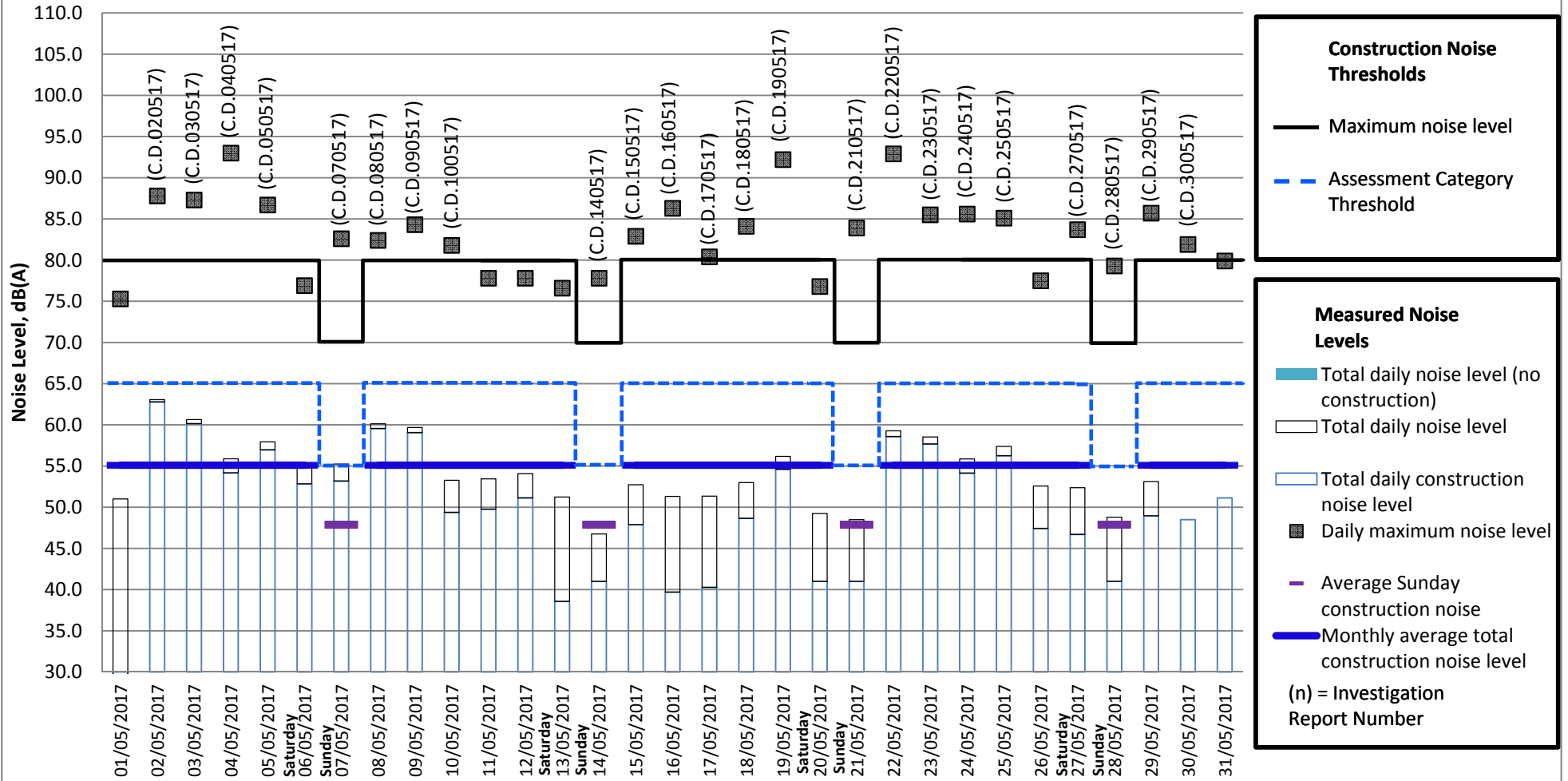
Note:

Measured Night time Noise Levels at Butlaw Fisheries Measurement period: May 2017



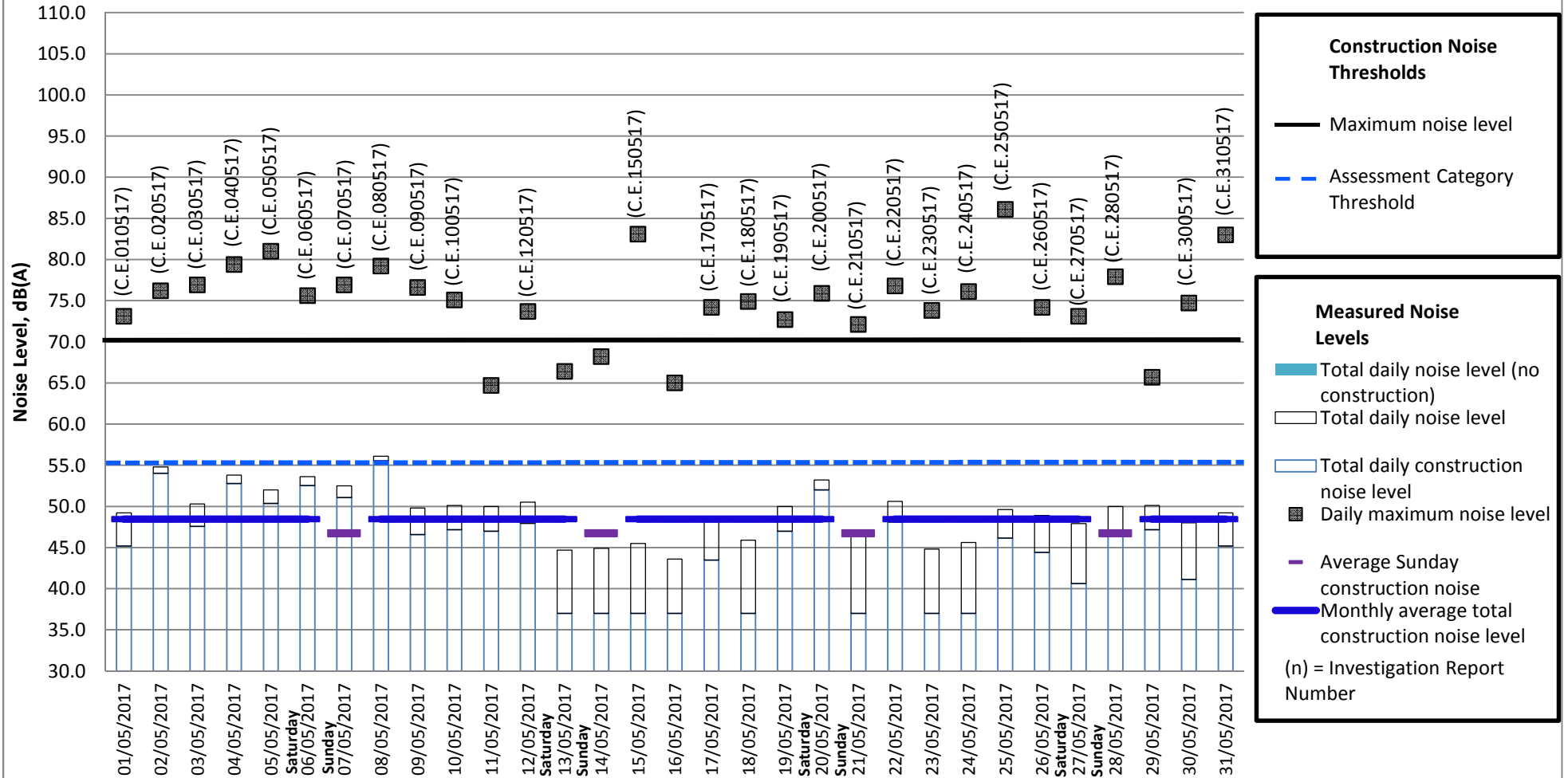
Note: After investigation, it was concluded that the exceedance of the LAeq 'Total Daily Construction' throughout the month were caused by birds and waves

Measured Daytime Noise Levels at Clufflat Measurement period: May 2017



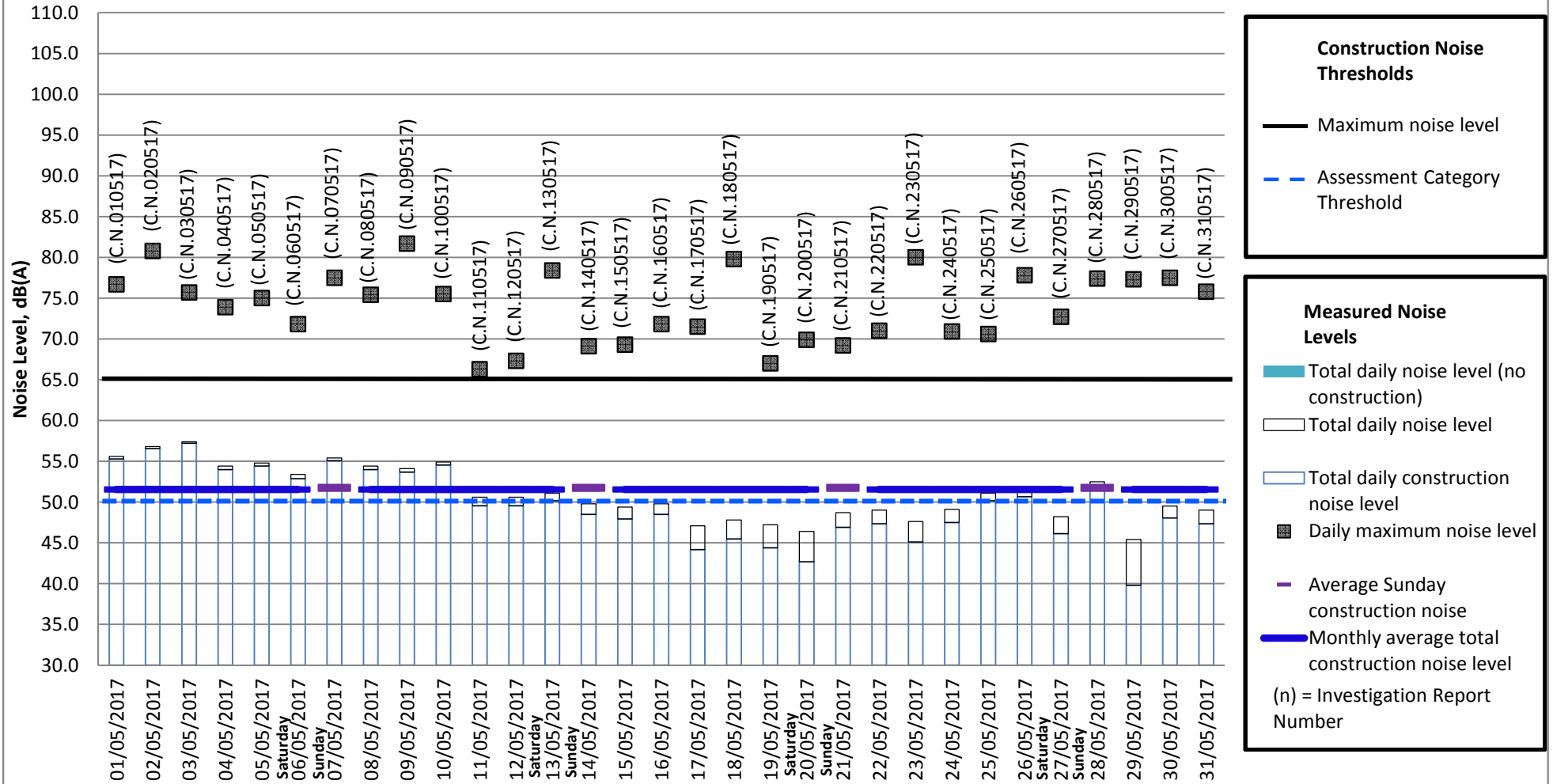
Note:

Measured Evening Noise Levels at Clufflat Measurement period: May 2017



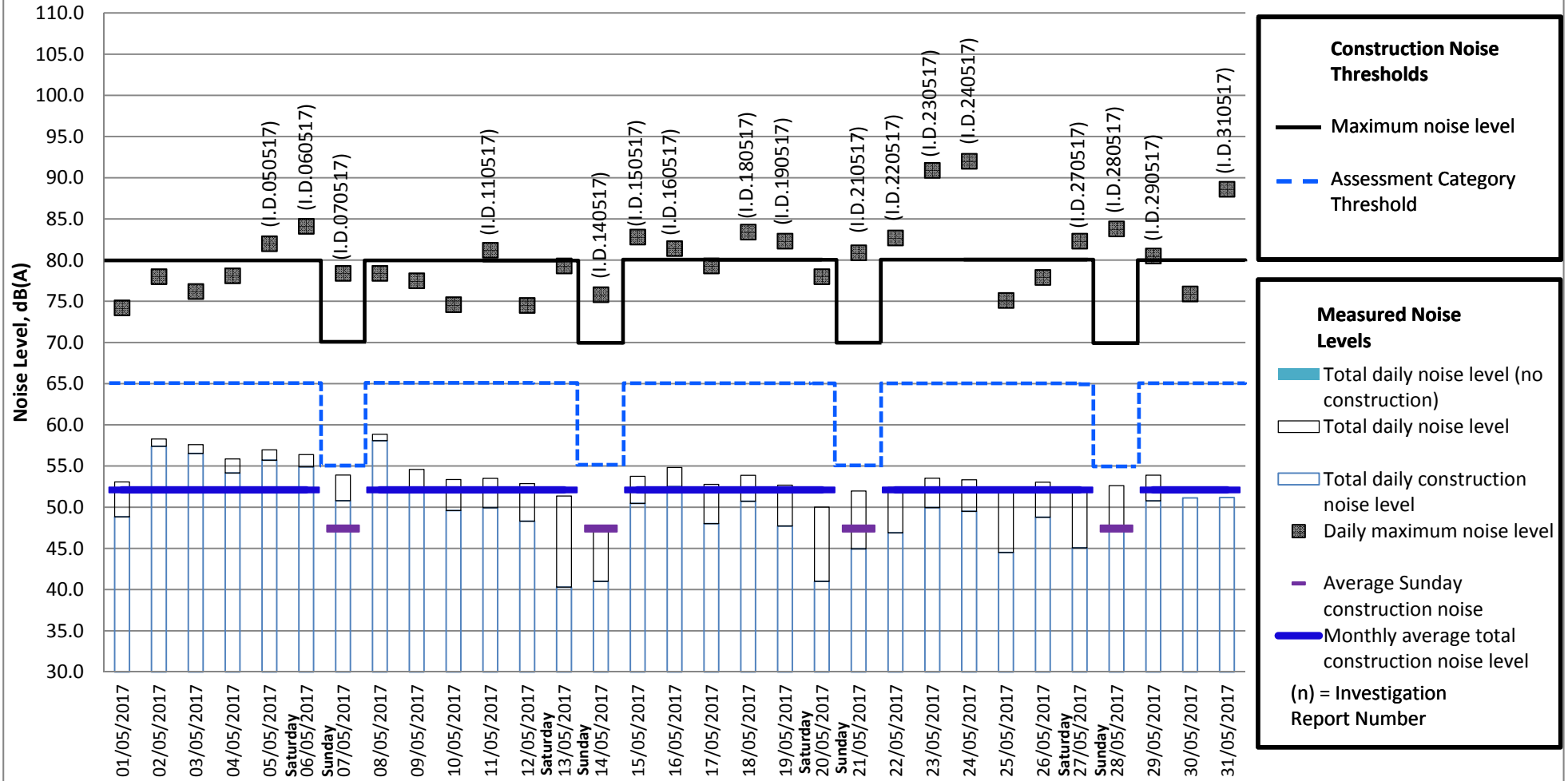
Note:

Measured Night time Noise Levels at Clufflat Measurement period: May 2017



Note: After investigation, it was concluded that the exceedance of the LAeq 'total Daily Cnstruction' throughout the month were caused by birds

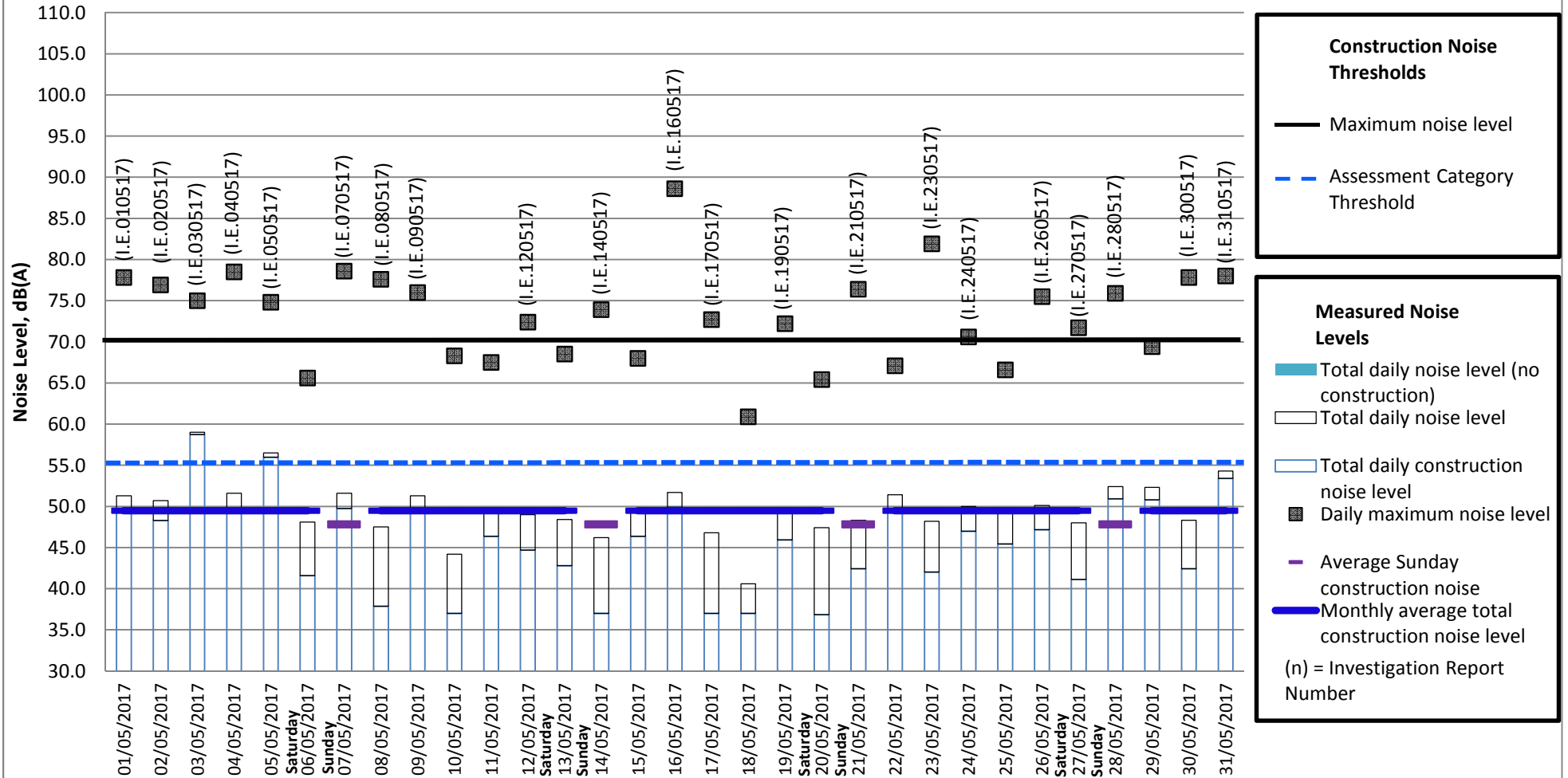
Measured Daytime Noise Levels at Inchgarvie Measurement period: May 2017



Note:

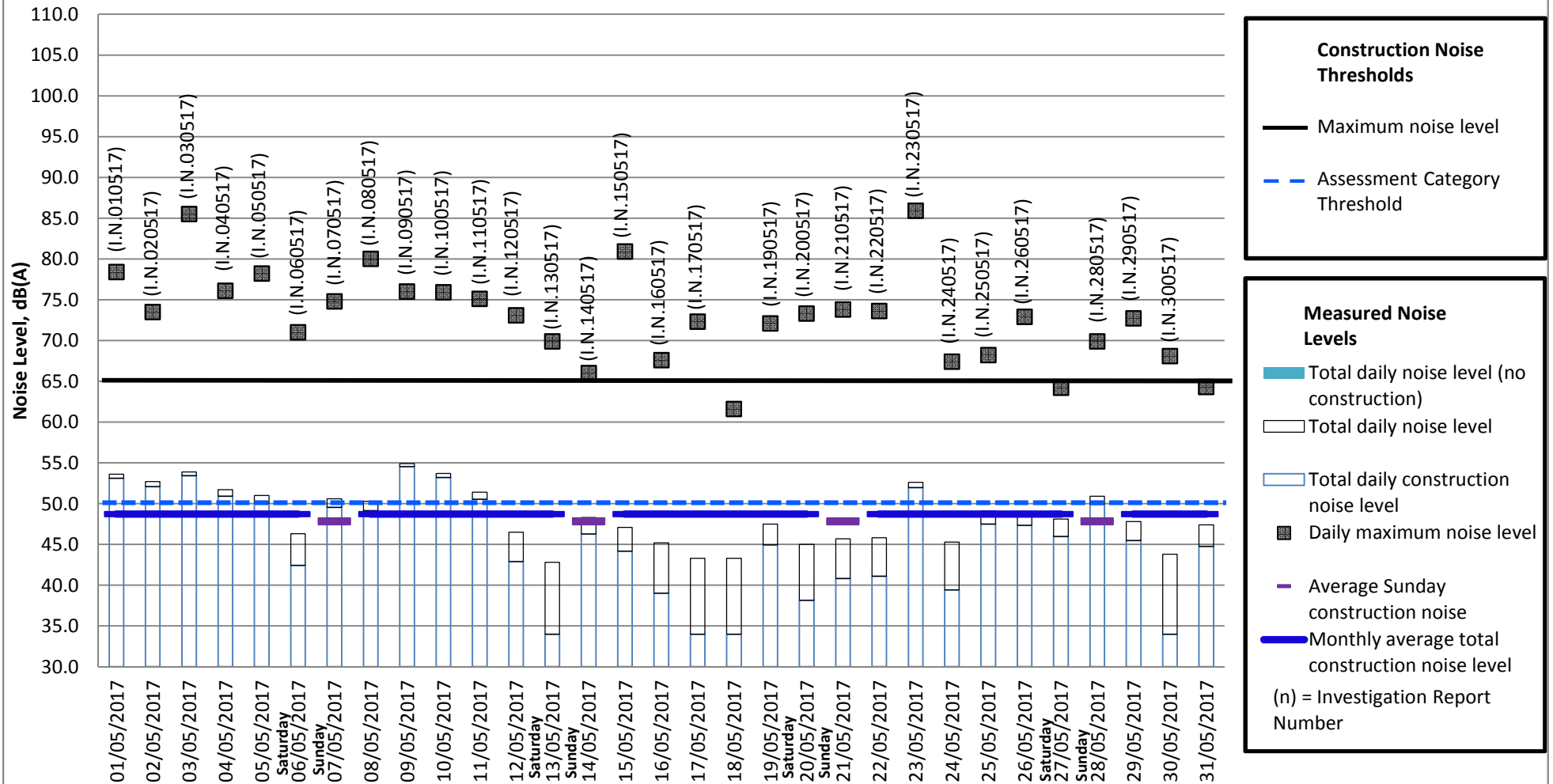
Measured Evening Noise Levels at Inchgarvie

Measurement period: May 2017



Note:

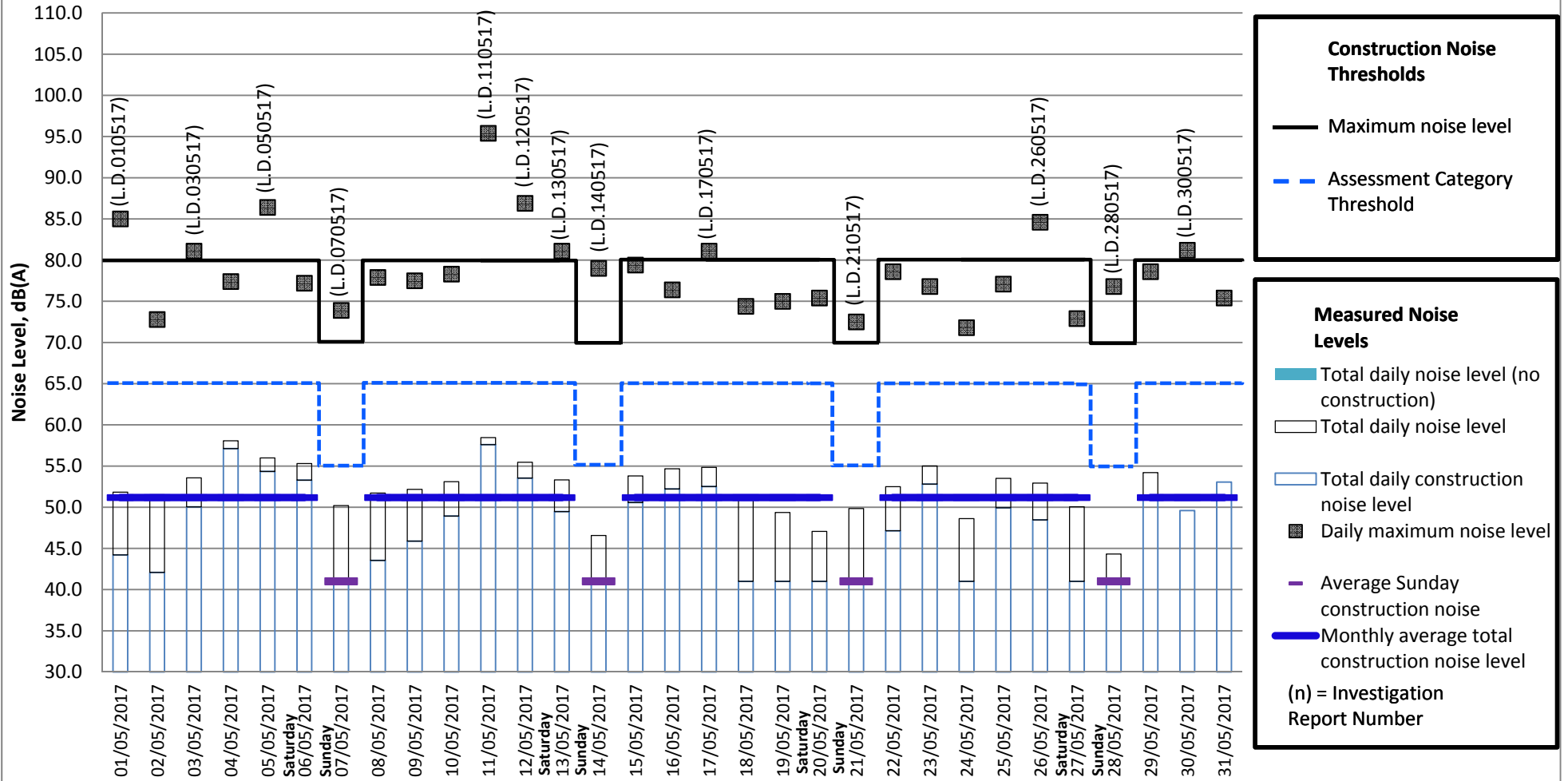
Measured Night time Noise Levels at Inchgarvie Measurement period: May 2017



Note: After investigation, it was concluded that the exceedance of the LAeq 'Total Daily Construction' throughout the month were caused by birds

Measured Daytime Noise Levels at Linn Mill

Measurement period: May 2017

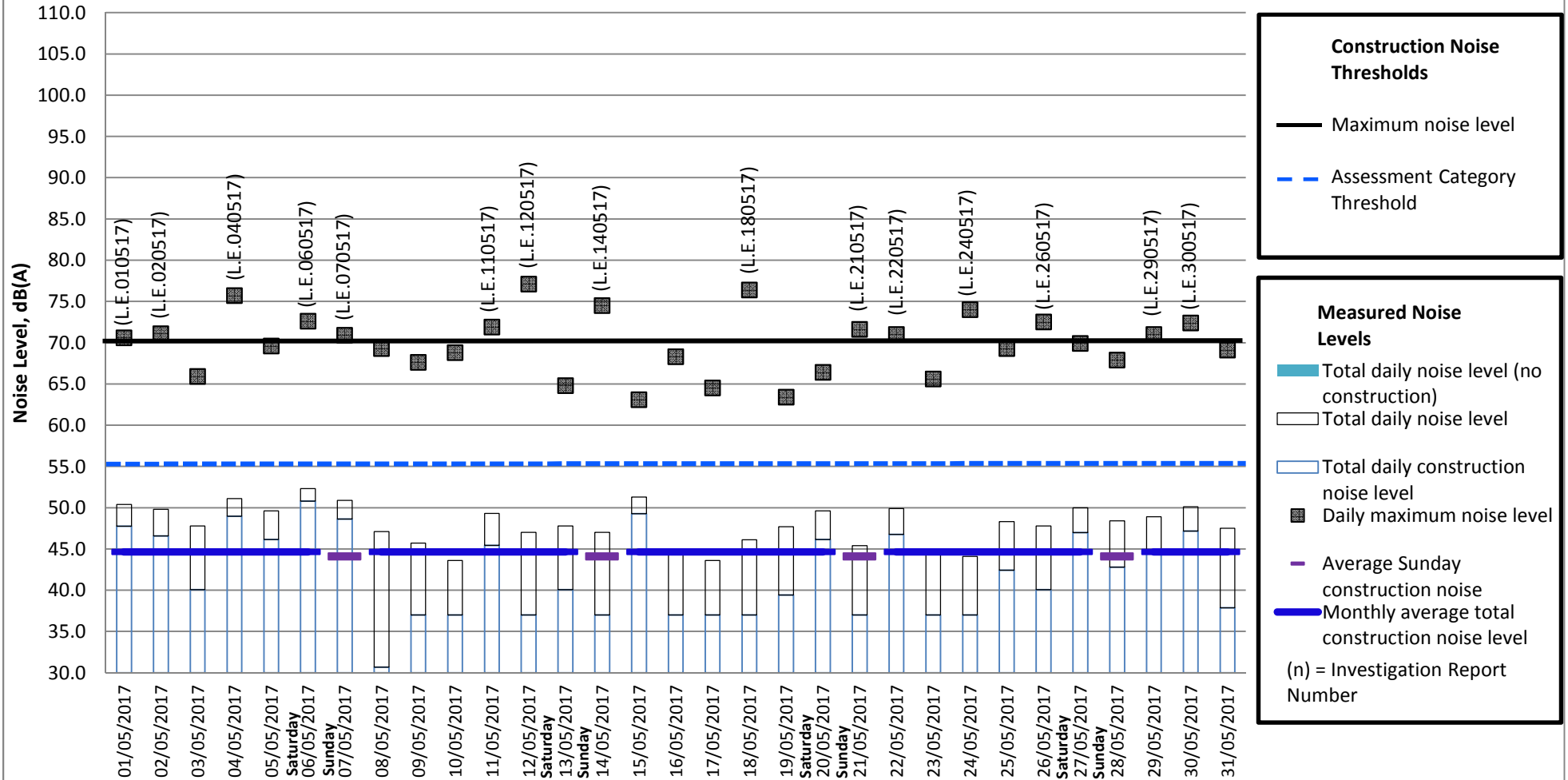


Note:

(n) = Investigation Report Number

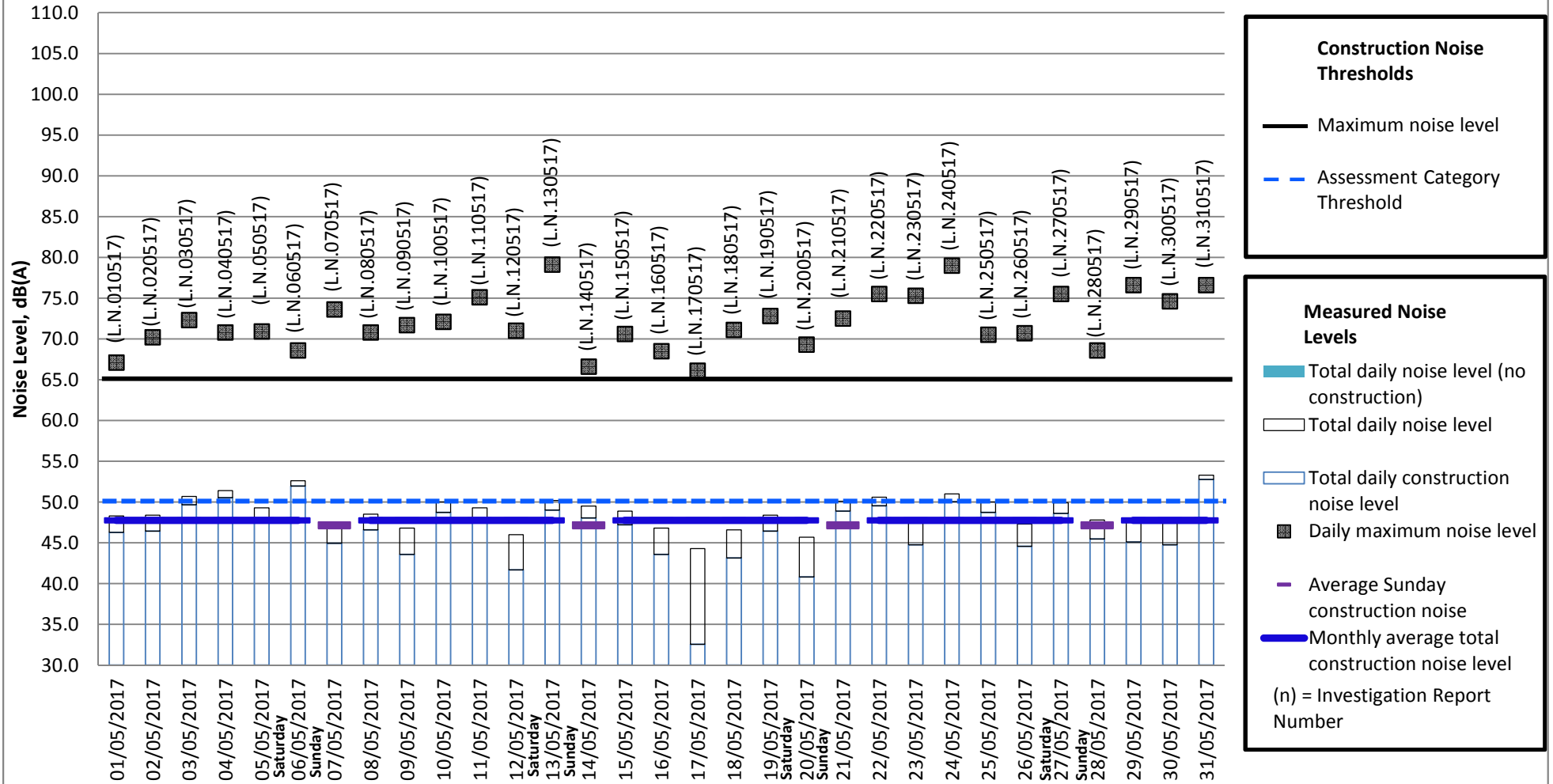
Measured Evening Noise Levels at Linn Mill

Measurement period: May 2017



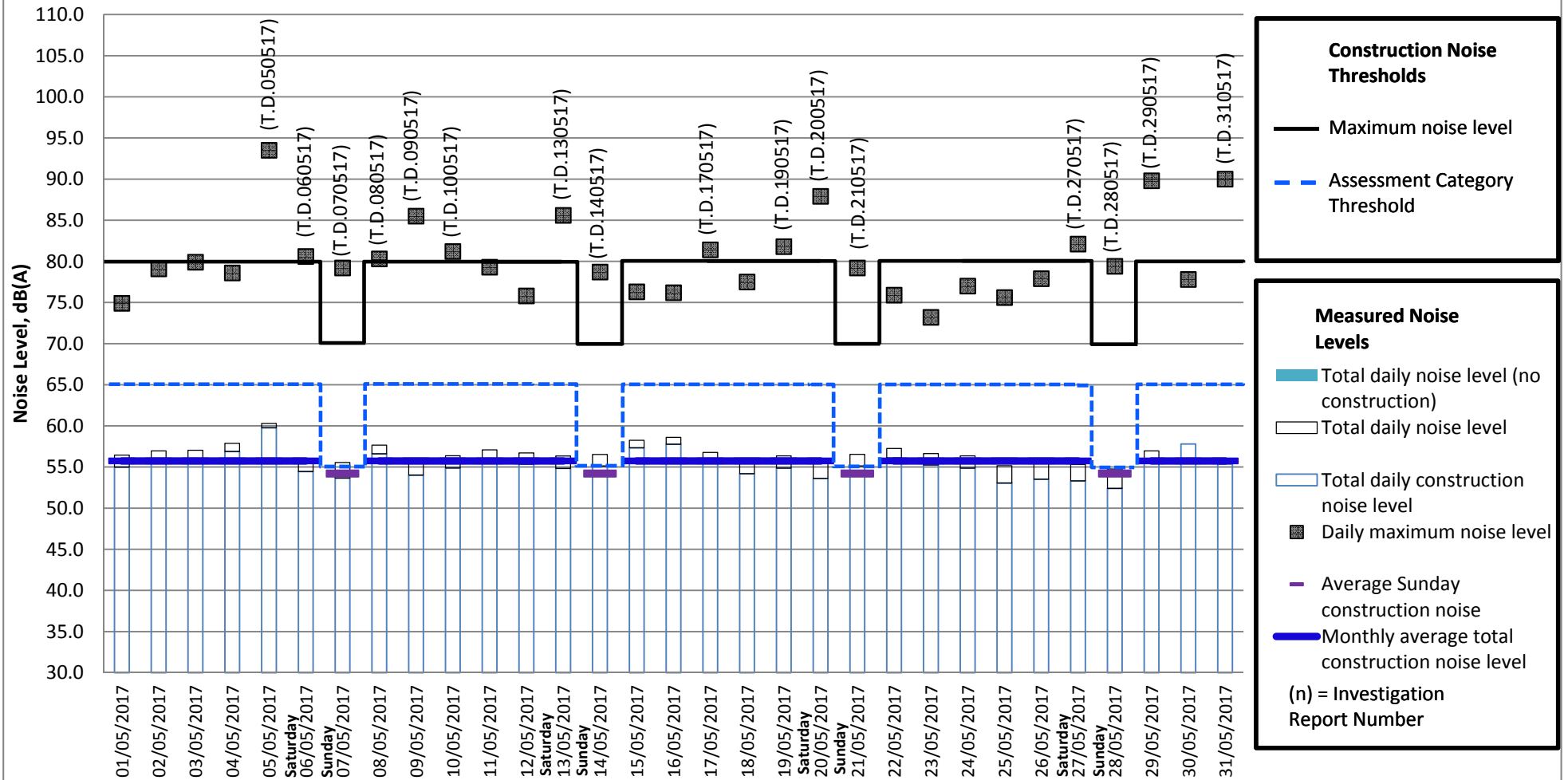
Note:

Measured Night time Noise Levels at Linn Mill Measurement period: May 2017



Note:

Measured Daytime Noise Levels at Tigh-Na-Grian Measurement period: May 2017



Construction Noise Thresholds

- Maximum noise level
- Assessment Category Threshold

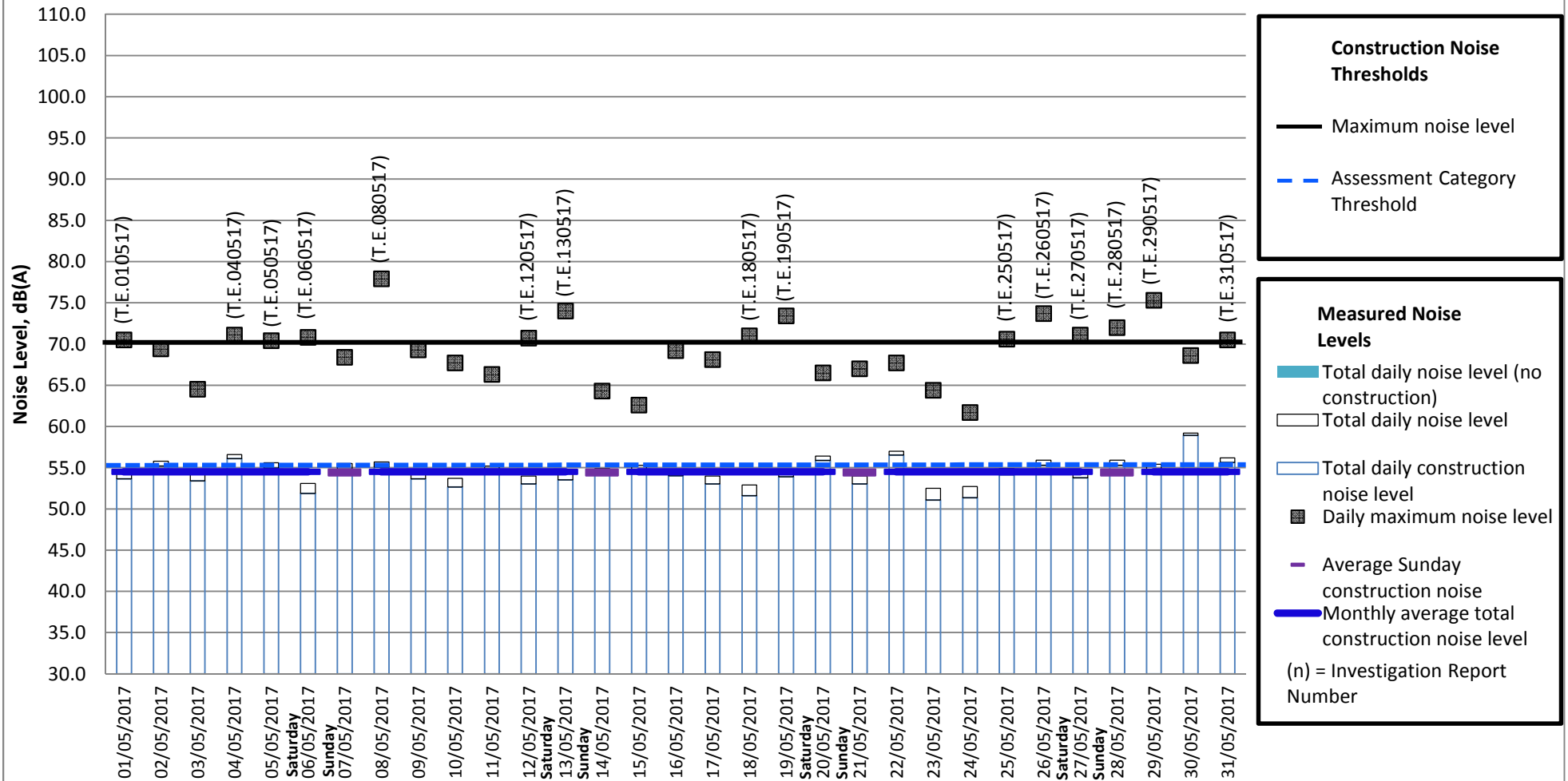
Measured Noise Levels

- Total daily noise level (no construction)
- Total daily noise level
- Total daily construction noise level
- Daily maximum noise level
- Average Sunday construction noise
- Monthly average total construction noise level

(n) = Investigation Report Number

Note:

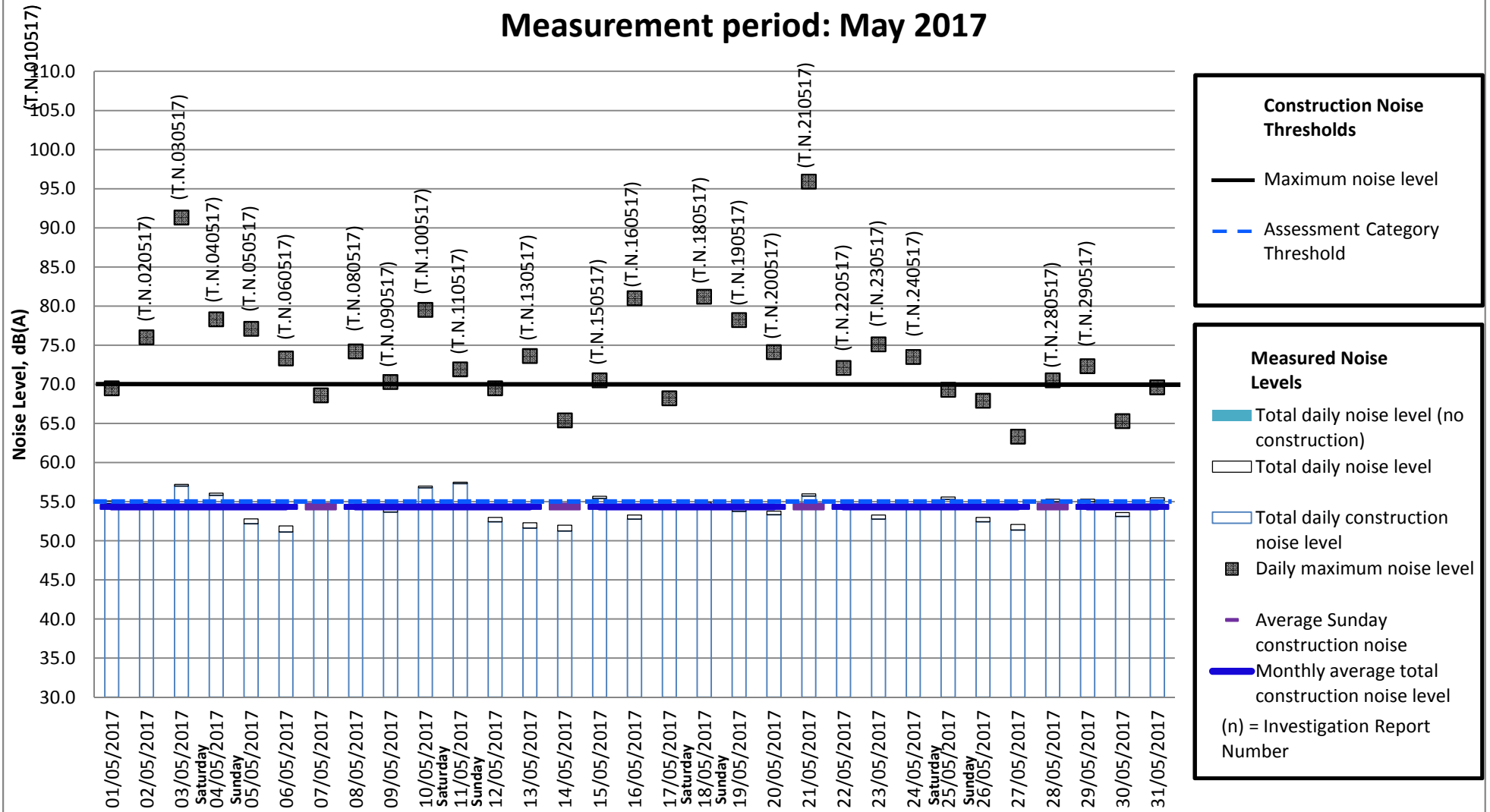
Measured Evening Noise Levels at Tigh-Na-Grian Measurement period: May 2017



Note:

(n) = Investigation Report Number

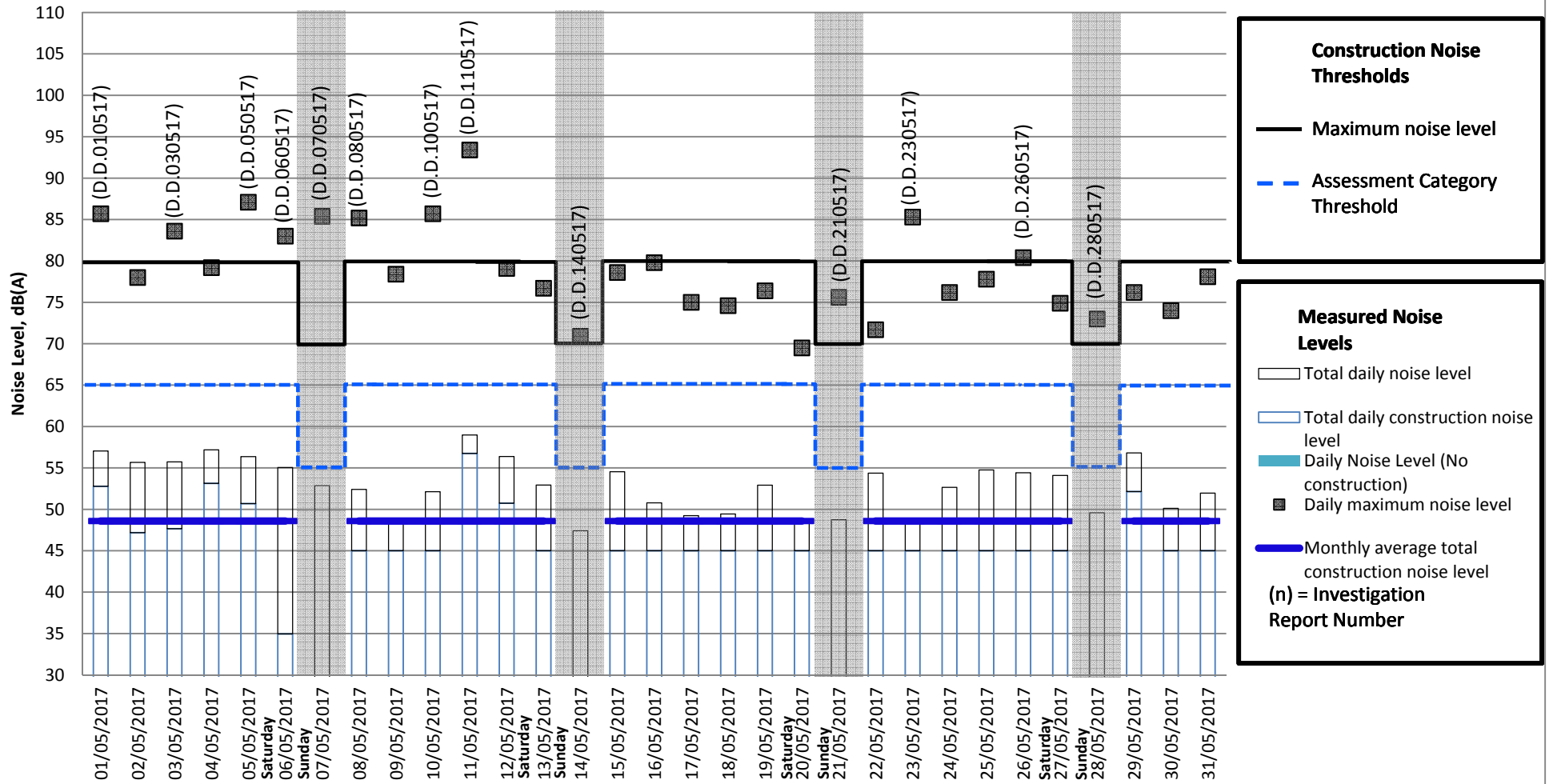
Measured Night time Noise Levels at Tigh-Na-Grian Measurement period: May 2017



Note:

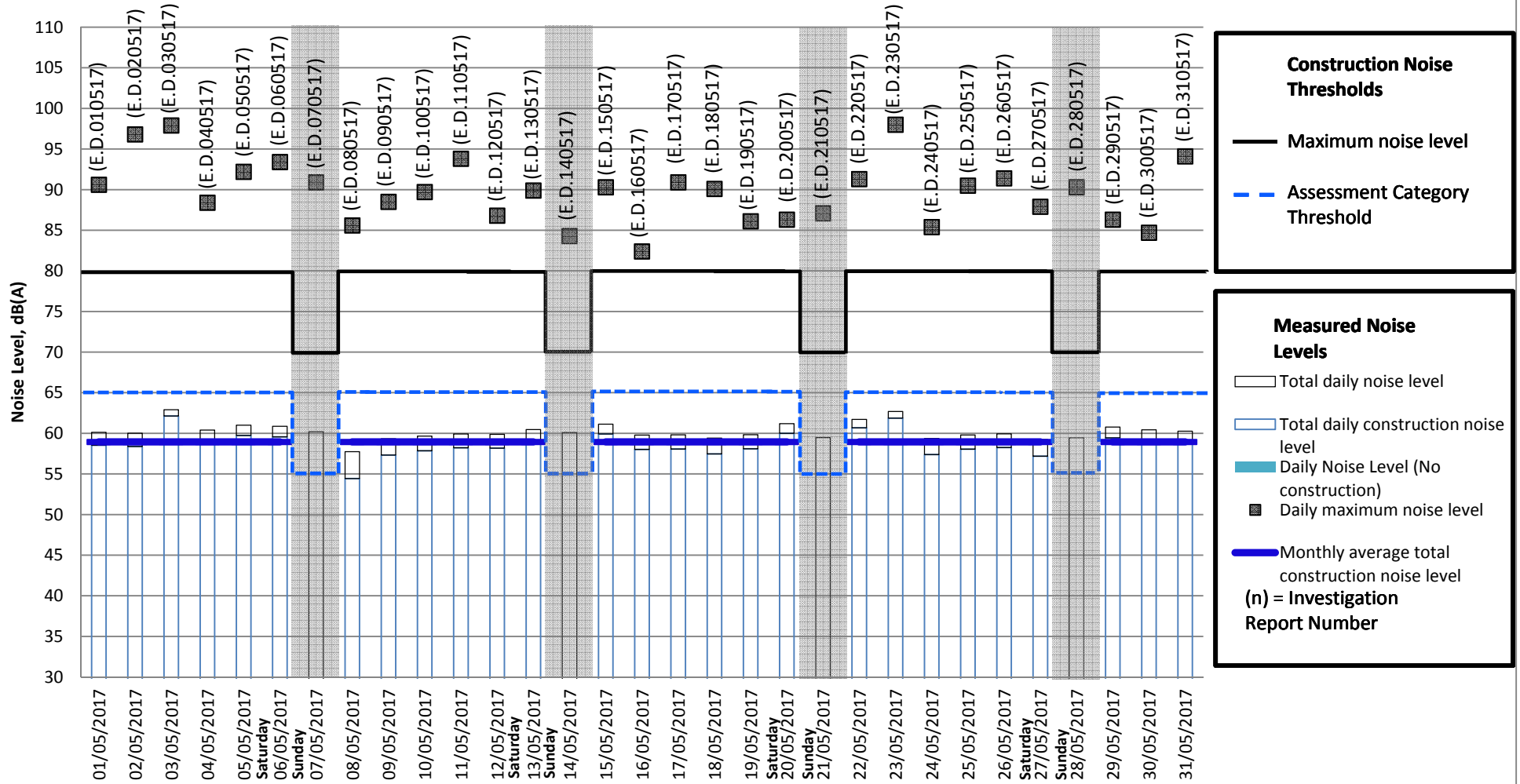
Measured Daytime Noise Levels at Dundas Home Farm

Measurement period: May 2017



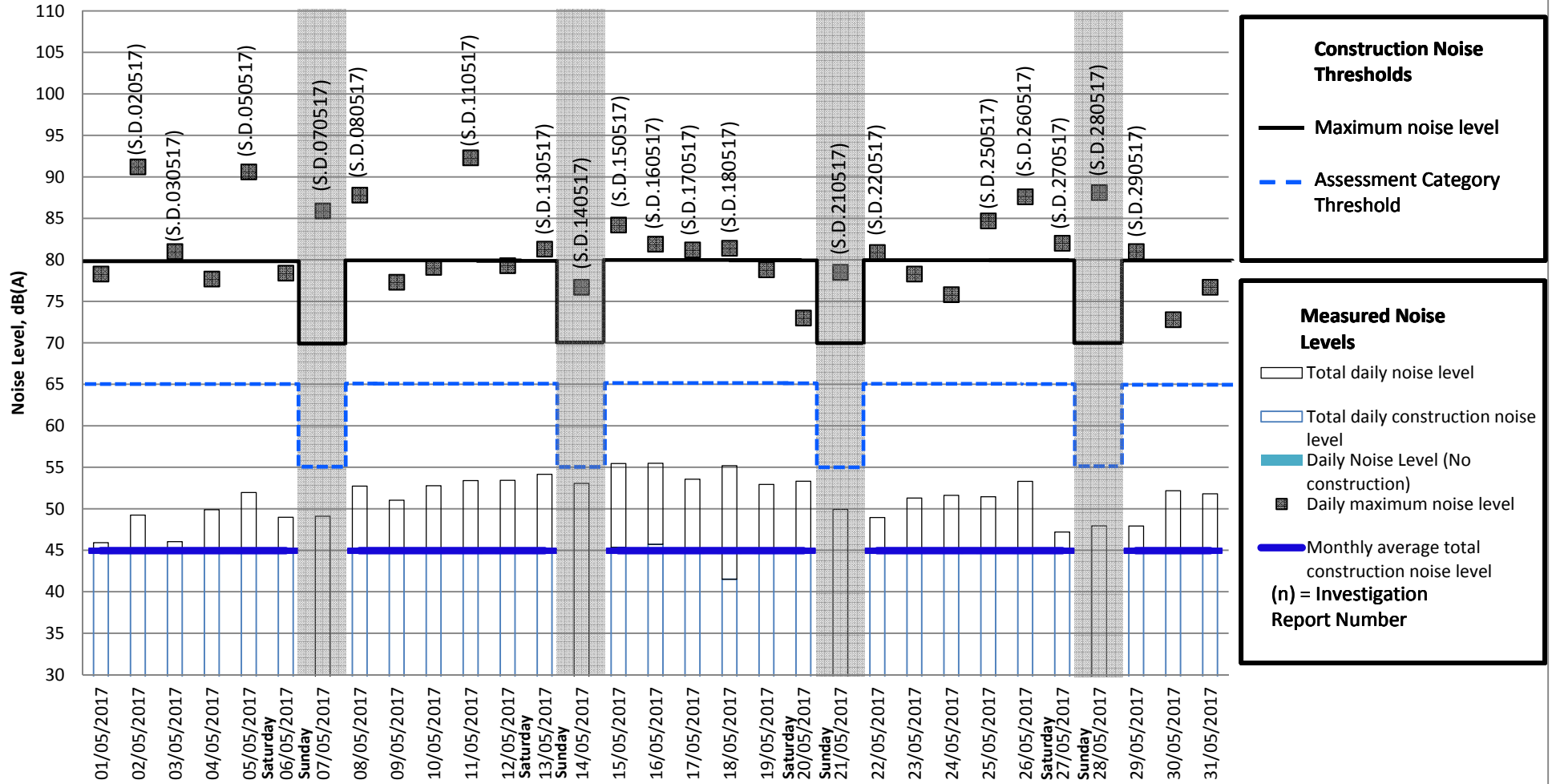
Note: The grey areas of the chart represent days on which no construction works have been conducted;

Measured Daytime Noise Levels at Echline Measurement period: May 2017



Note: The grey areas of the chart represent days on which no construction works have been conducted;

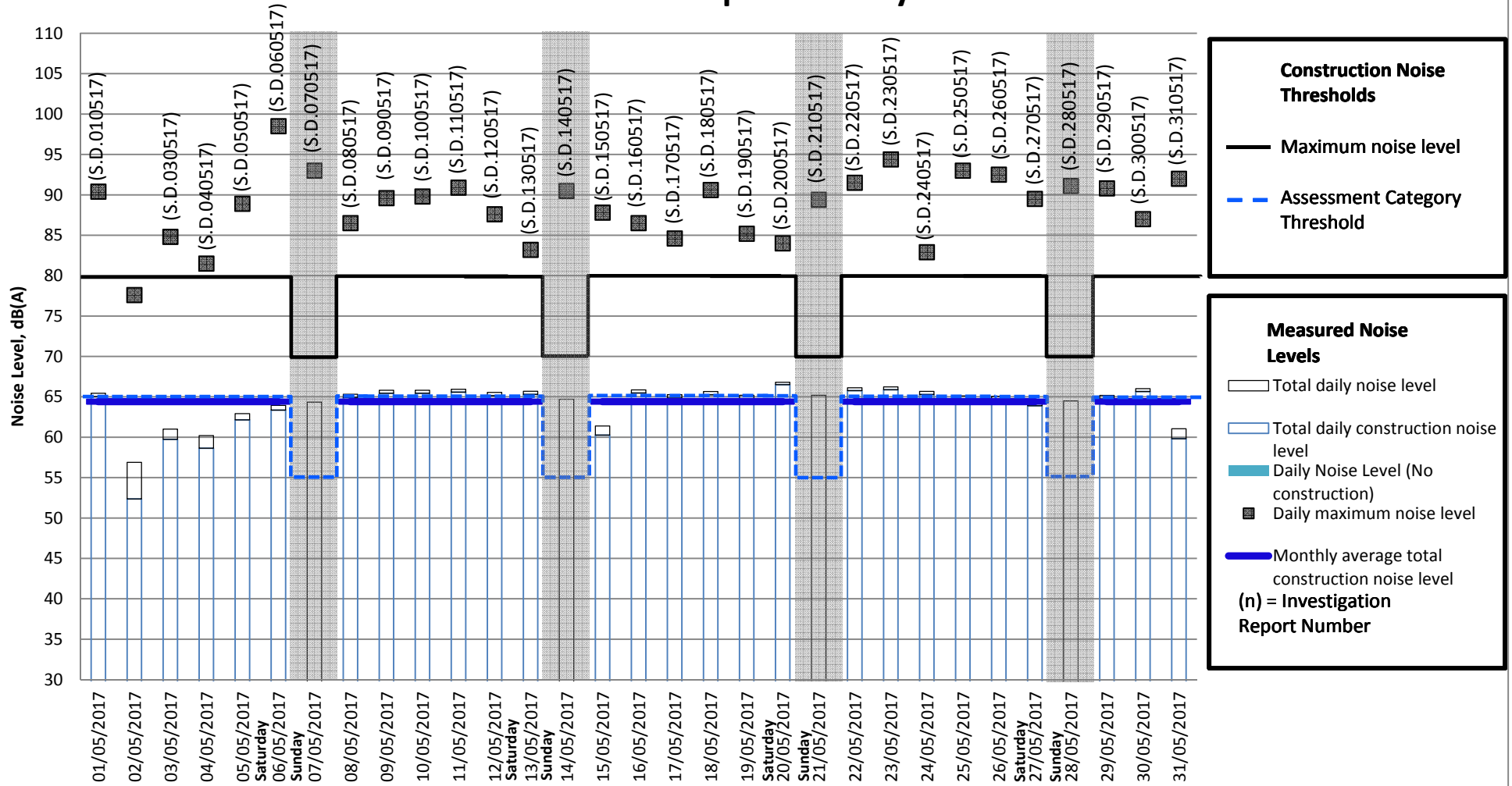
Measured Daytime Noise Levels at Springfield Measurement period: May 2017



Note: The grey areas of the chart represent days on which no construction works have been conducted;

Measured Daytime Noise Levels at Scotstoun

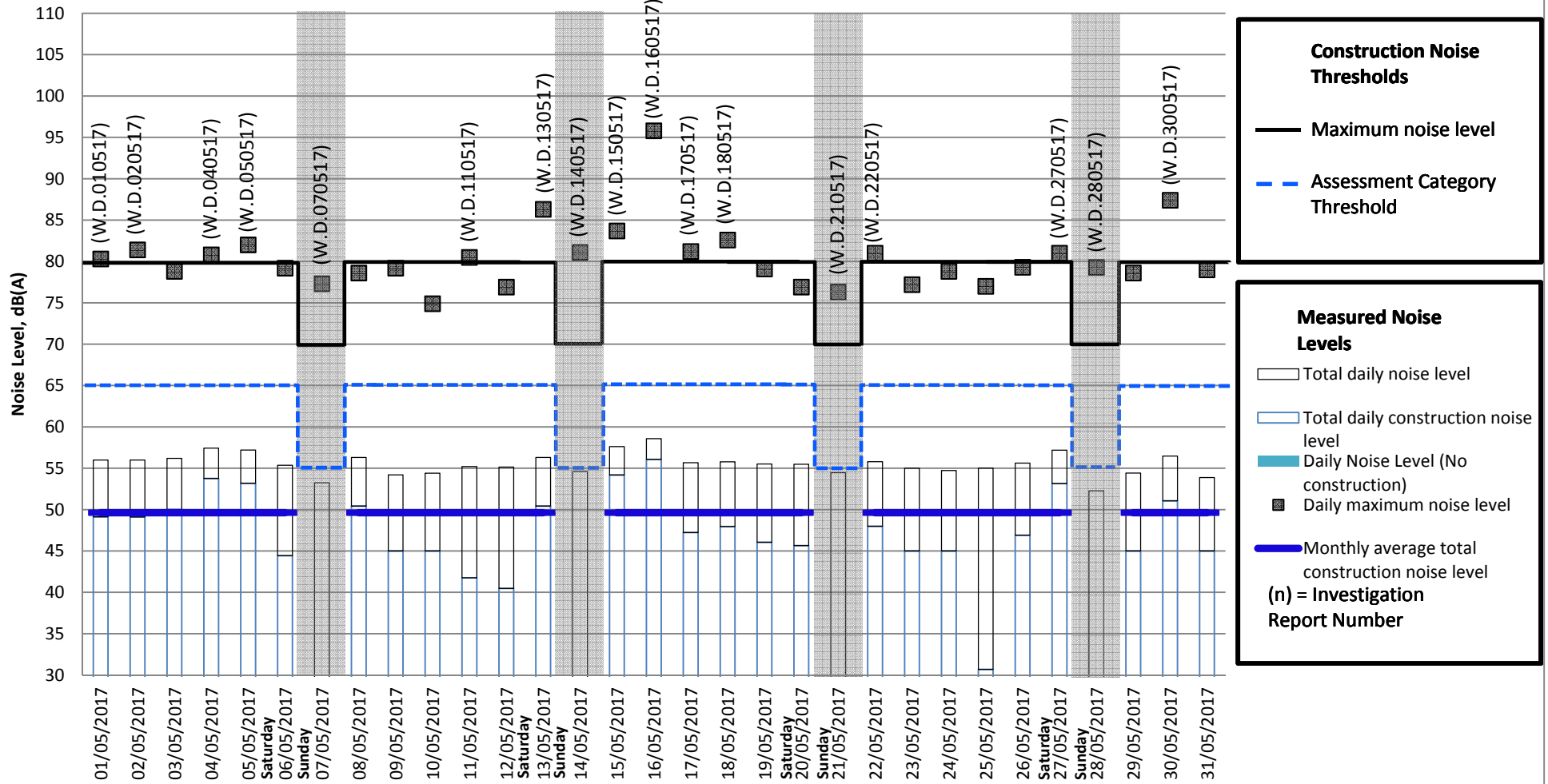
Measurement period: May 2017



Note: The grey areas of the chart represent days on which no construction works have been conducted;

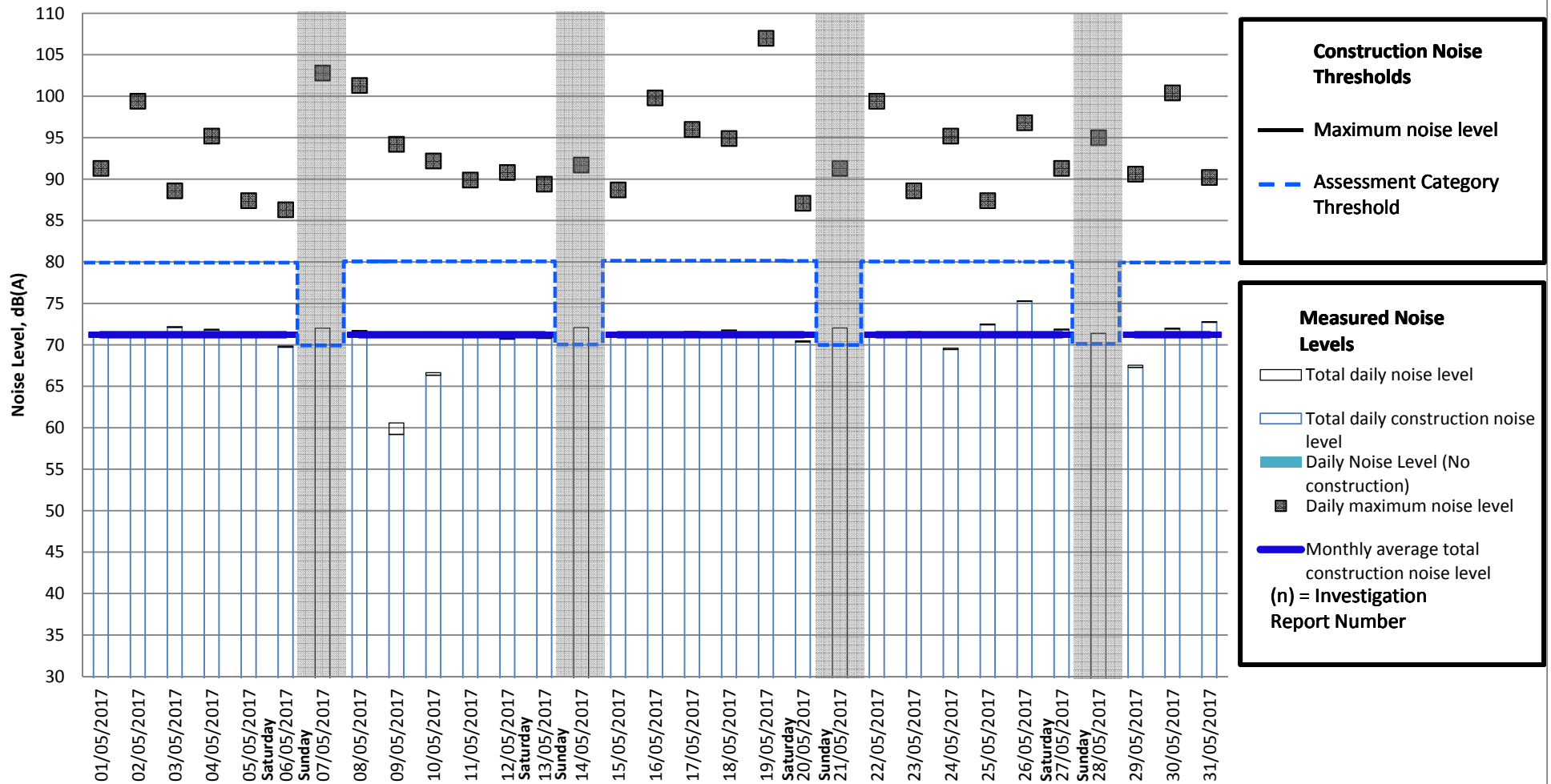
Measured Daytime Noise Levels at Whinnyhill

Measurement period: May 2017



Note: The grey areas of the chart represent days on which no construction works have been conducted;

Measured Daytime Noise Levels at Newton Measurement period: May 2017



Note: The grey areas of the chart represent days on which no construction works have been conducted;