

Legend

- Proposed scheme (DMRB Stage 3 design)
- SuDS
- Noise and vibration study area
- Noise and vibration calculation area
- Health and education buildings
- Baseline noise monitoring locations - sample receptors

Do-Minimum Baseline Year Vs Do-Something Future Assessment Year (LA10,18hr Free-field) First Floor
x = noise level

- $x \geq 10$ dB
- $5 \leq x < 10$ dB
- $3 \leq x < 5$ dB
- $0 < x < 3$ dB
- $x = 0$ dB
- $-3 < x < 0$ dB
- $-5 < x \leq -3$ dB
- $-10 < x \leq -5$ dB
- $x \leq -10$ dB

0	DEC 2017	ES Publication	EM	SG	BM	AJG
Rev.	Rev. Date	Purpose of revision	Orig/Dwn	Checkd	Rev'd	Apprv'd

JACOBS
 95 Bothwell Street, Glasgow, G2 7HX, UK.
 Tel: +44(0)141 243 8000
 www.jacobs.com

Client


 TRANSPORT SCOTLAND
 COIMHIGHEAL ALBA

Project

A9
 DUALLING
 PERTH TO INVERNESS
 Pitlochry to Killiecrankie

Drawing title
Environmental Statement
Noise Level Difference Contour Map (First Floor) Do-Minimum Baseline Year Vs Do-Something Future Assessment Year
 Sheet 1 of 4

Drawing Status	FINAL		
Scale	1:10,000	@ A3	DO NOT SCALE
Jacobs No.	B2140004		
BIM No.			
Drawing number	Figure 17.8a		Rev 0



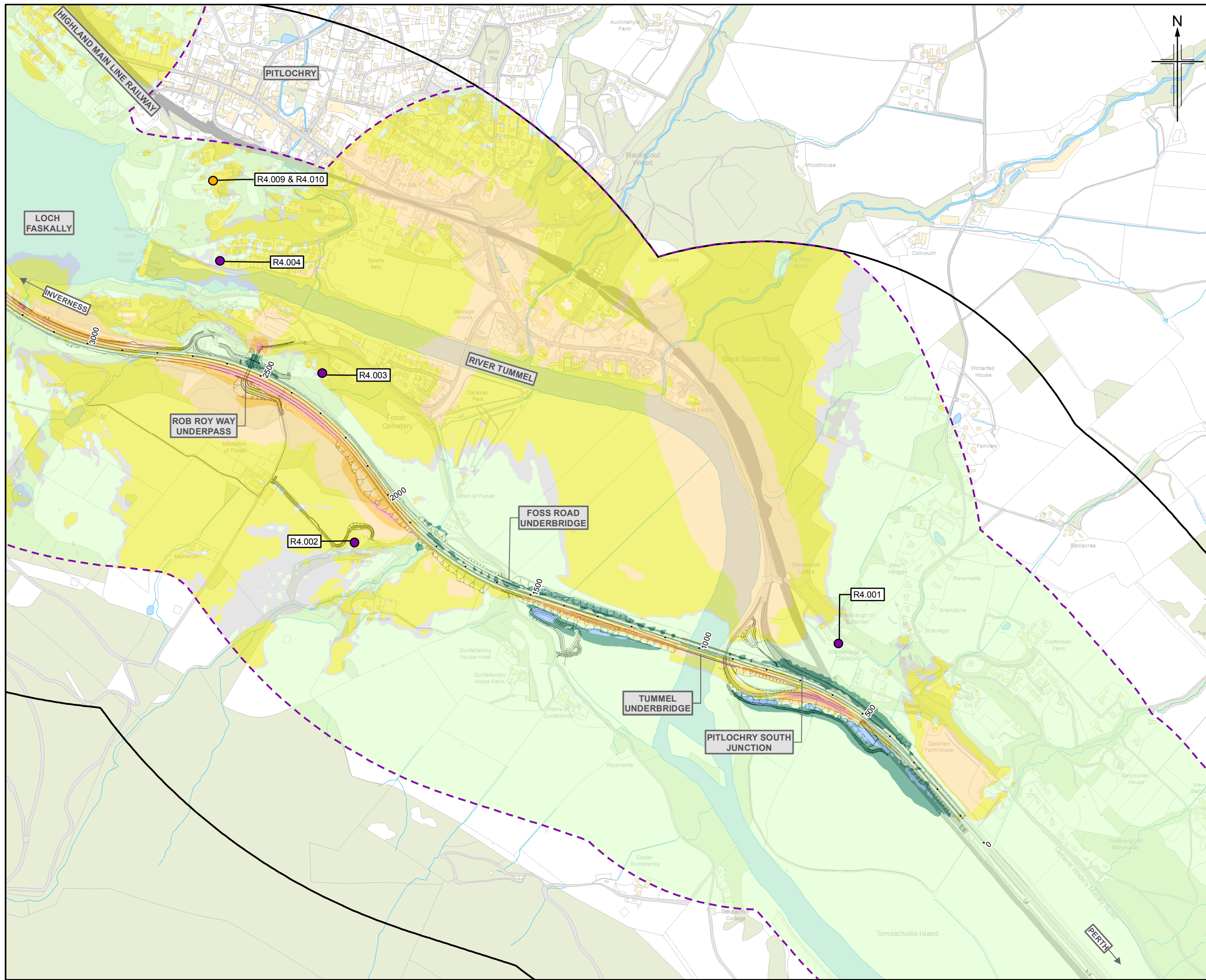


Figure 17.8b

Legend

- Proposed scheme (DMRB Stage 3 design)
- SuDS
- Noise and vibration study area
- Noise and vibration calculation area
- Health and education buildings
- Baseline noise monitoring locations - sample receptors

Do-Minimum Baseline Year Vs Do-Something Future Assessment Year (LA10,18hr Free-field) First Floor (x = noise level)

- $x \geq 10$ dB
- $5 \leq x < 10$ dB
- $3 \leq x < 5$ dB
- $0 < x < 3$ dB
- $x = 0$ dB
- $-3 < x < 0$ dB
- $-5 < x \leq -3$ dB
- $-10 < x \leq -5$ dB
- $x \leq -10$ dB

0	DEC 2017	ES Publication	EM	SG	BM	AJG
Rev.	Rev. Date	Purpose of revision	Orig/Dwn	Checkd	Rev'd	Apprv'd

JACOBS
95 Bothwell Street, Glasgow, G2 7HX, UK.
Tel: +44(0)141 243 8000
www.jacobs.com

Client: **TRANSPORT SCOTLAND**
COBHIDHAL ALBA

Project: **A9 DUALLING**
PERTH TO INVERNESS
Pitlochry to Killiecrankie

Drawing title: **Environmental Statement
Noise Level Difference Contour Map (First Floor) Do-Minimum Baseline Year Vs Do-Something Future Assessment Year**
Sheet 2 of 4

Drawing Status	FINAL
Scale	1:10,000 @ A3 DO NOT SCALE
Jacobs No.	B2140004
BIM No.	
Drawing number	Figure 17.8b
Rev	0

This drawing is not to be used in whole or part other than for the intended purpose and project as defined on this drawing. Refer to the contract for full terms and conditions.

© Crown copyright and database right 2017. All rights reserved. Ordnance Survey Licence number 100046668.

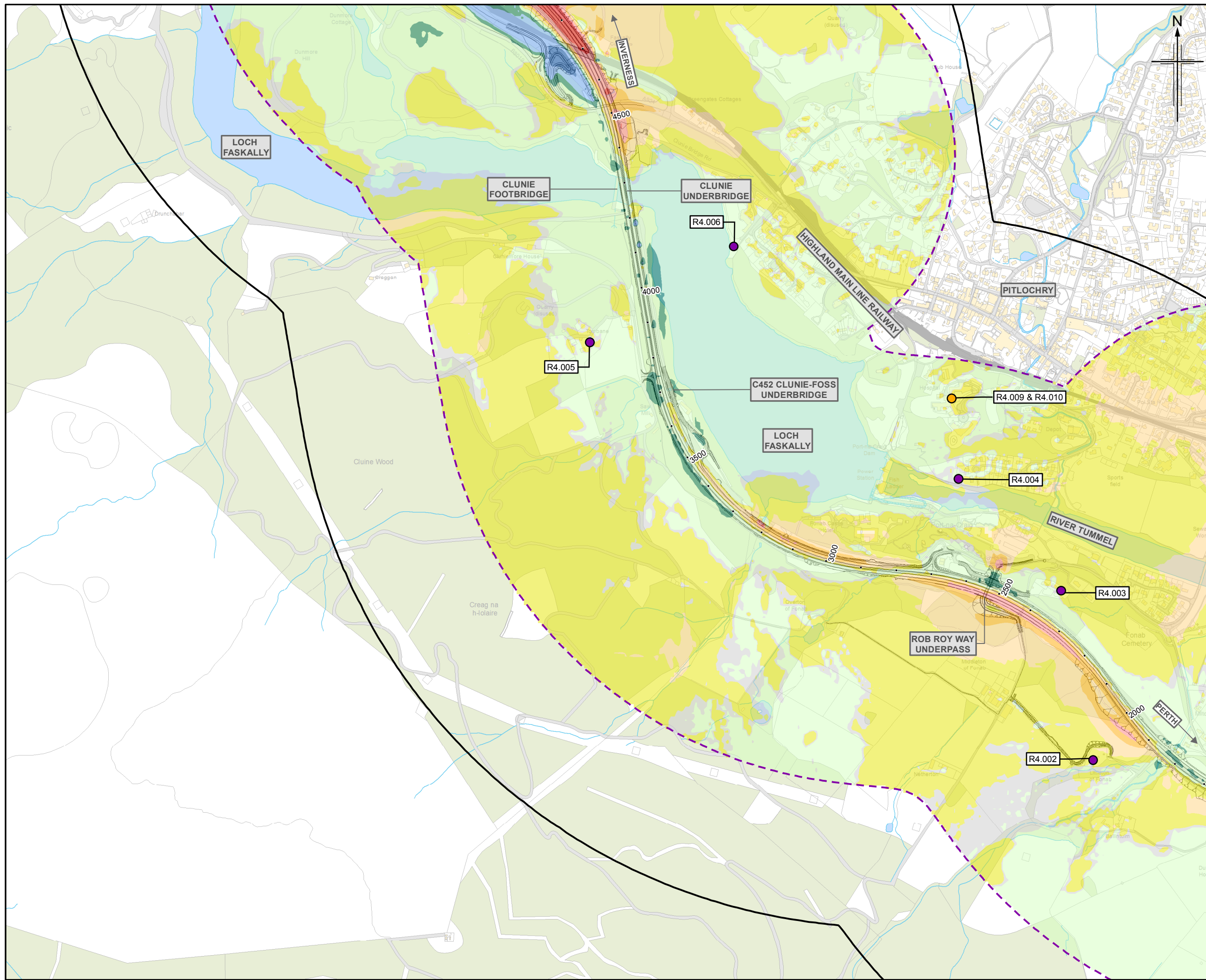


Figure 17.8c

Legend

- Proposed scheme (DMRB Stage 3 design)
- SuDS
- Noise and vibration study area
- Noise and vibration calculation area
- Health and education buildings
- Baseline noise monitoring locations - sample receptors

Do-Minimum Baseline Year Vs Do-Something Future Assessment Year (LA10,18hr Free-field) First Floor
 $x = \text{noise level}$

- $x \geq 10$ dB
- $5 \leq x < 10$ dB
- $3 \leq x < 5$ dB
- $0 < x < 3$ dB
- $x = 0$ dB
- $-3 < x < 0$ dB
- $-5 < x \leq -3$ dB
- $-10 < x \leq -5$ dB
- $x \leq -10$ dB

Rev.	Rev. Date	Purpose of revision	Orig/Dwn	Check'd	Rev'd	Apprv'd
0	DEC 2017	ES Publication	EM	SG	BM	AJG

JACOBS
 95 Bothwell Street, Glasgow, G2 7HX, UK.
 Tel: +44(0)141 243 8000
 www.jacobs.com

Client: **TRANSPORT SCOTLAND**
 COBHISHAL ALBA

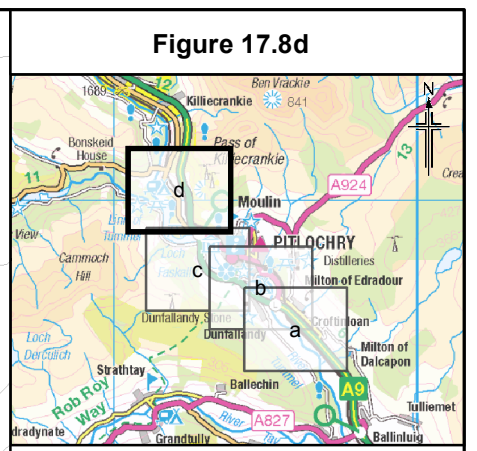
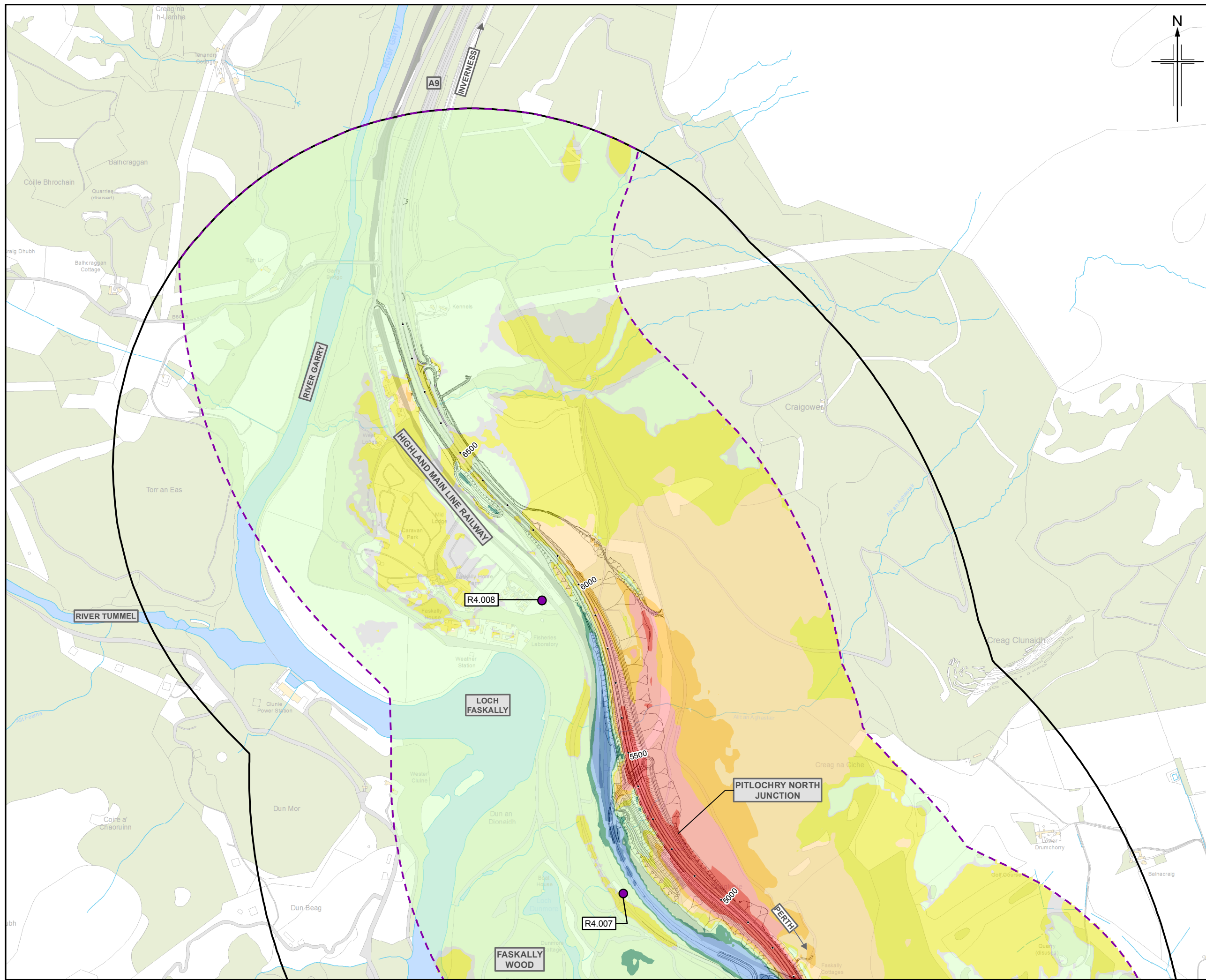
Project: **A9 DUALLING**
 PERTH TO INVERNESS
 Pitlochry to Killiecrankie

Drawing title: **Environmental Statement**
Noise Level Difference Contour Map (First Floor) Do-Minimum Baseline Year Vs Do-Something Future Assessment Year
 Sheet 3 of 4

Drawing Status	FINAL
Scale	1:10,000 @ A3 DO NOT SCALE
Jacobs No.	B2140004
BIM No.	
Drawing number	Figure 17.8c
Rev	0

This drawing is not to be used in whole or part other than for the intended purpose and project as defined on this drawing. Refer to the contract for full terms and conditions.

© Crown copyright and database right 2017. All rights reserved. Ordnance Survey Licence number 100046668.



Legend

- Proposed scheme (DMRB Stage 3 design)
- SuDS
- Noise and vibration study area
- Noise and vibration calculation area
- Health and education buildings
- Baseline noise monitoring locations - sample receptors

Do-Minimum Baseline Year Vs Do-Something Future Assessment Year (LA10,18hr Free-field) First Floor
x = noise level

- $x \geq 10$ dB
- $5 \leq x < 10$ dB
- $3 \leq x < 5$ dB
- $0 < x < 3$ dB
- $x = 0$ dB
- $-3 < x < 0$ dB
- $-5 < x \leq -3$ dB
- $-10 < x \leq -5$ dB
- $x \leq -10$ dB

0	DEC 2017	ES Publication	EM	SG	BM	AJG
Rev.	Rev. Date	Purpose of revision	Orig/Dwn	Checkd	Rev'd	Apprv'd

JACOBS
 95 Bothwell Street, Glasgow, G2 7HX, UK.
 Tel: +44(0)141 243 8000
 www.jacobs.com

Client


 TRANSPORT SCOTLAND
 COIMHIGHAL ALBA

Project

A9
 DUALLING
 PERTH TO INVERNESS
 Pitlochry to Killiecrankie

Drawing title
Environmental Statement
Noise Level Difference Contour Map (First Floor) Do-Minimum Baseline Year Vs Do-Something Future Assessment Year
 Sheet 4 of 4

Drawing Status	FINAL
Scale	1:10,000 @ A3 DO NOT SCALE
Jacobs No.	B2140004
BIM No.	
Drawing number	Figure 17.8d
Rev	0



This drawing is not to be used in whole or part other than for the intended purpose and project as defined on this drawing. Refer to the contract for full terms and conditions.