

# **Reported Road Casualties Scotland 2020 - Key Findings Report**

# Table of Contents

<b>Topic</b>	<b>Page</b>
Introduction	<b>2</b>
Number of casualties	<b>3</b>
Casualties by severity	<b>4</b>
Number of people killed	<b>5</b>
Casualties by mode	<b>6</b>
Final assessment of 2020 targets	<b>7</b>
International comparisons	<b>8</b>
Key Resources	<b>9</b>



# Introduction

**Information in this report is based on the Reported Road Casualties, Transport Scotland's annual National Statistics publication on injury road accidents in Scotland.**

These statistics are based on information Police Scotland collect for all road accidents where someone has been injured. Accidents in which there are no injuries, or accidents not reported to the police are therefore not included in these figures.

A casualty is someone who was injured or killed in an accident. Depending on the severity of the injury, Police Scotland classifies the casualty as killed, seriously injured or slightly injured.



**The statistics in the publication are used by Transport Scotland, Police Scotland, Local Authorities and road safety professionals to target interventions to make Scotland's roads safer.**

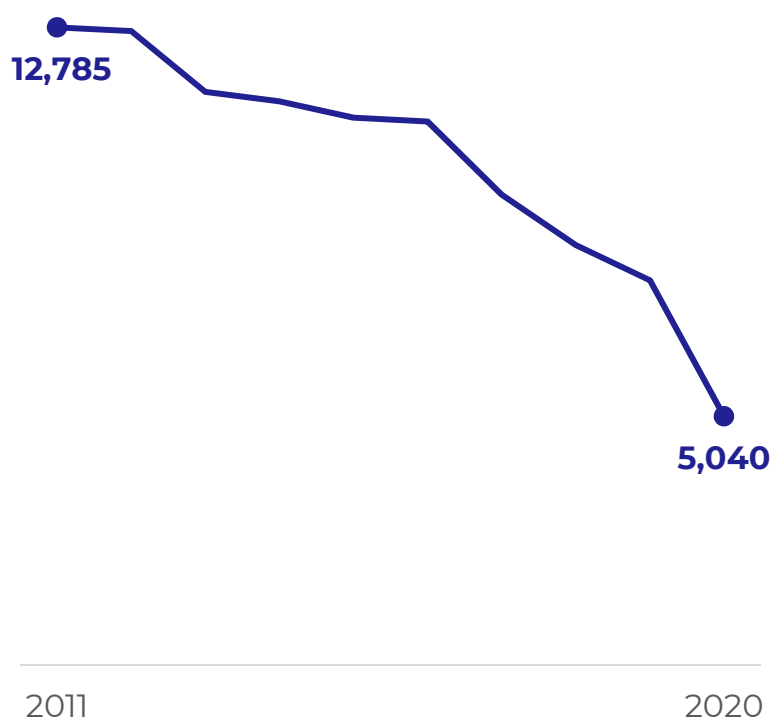
# Number of casualties

**There were 5,040 road casualties reported in 2020. This is 2,705 or 35% lower than 2019, and a decrease of 61% compared to 2011.**

The large decrease of casualties in 2020 is likely to be related to lower levels of traffic during the coronavirus pandemic.

The Department for Transport (DfT) estimate that motor traffic volume dropped by 23% in Scotland in 2020 compared with 2019.

**Total number of casualties, 2011 - 2020.**



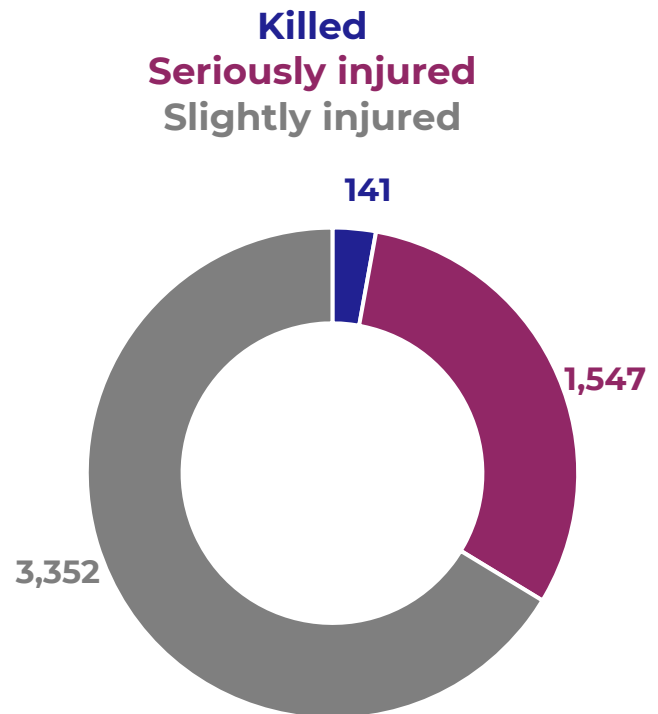
**The number of casualties recorded in 2020 is the lowest since annual records began in 1950.**

# Casualties by severity

In 2020, 141 people were killed, 1,547 people were seriously injured and 3,352 people were slightly injured in road accidents.

There were 493 child casualties reported in 2020, representing 10% of all casualties. Six children were killed, and 144 children were seriously injured.

Road casualties by severity, 2020



**Both the number of people seriously injured and the number of people slightly injured show a downward trend.**

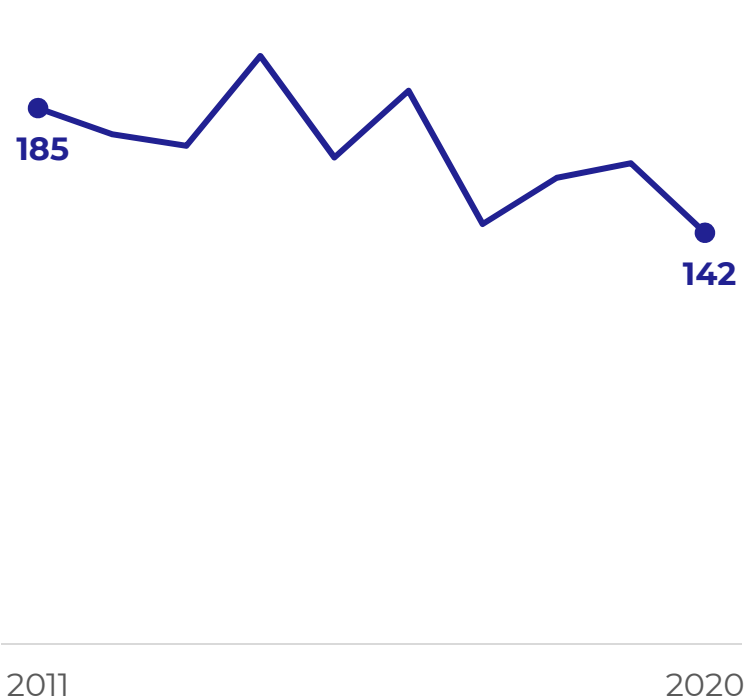
# Number of people killed

**In 2020, the number of people killed decreased by 15%, from 166 to 141.**

This latest drop follows on from a long-term downward trend. Since 2000, the number of people killed decreased by 57%, and in the last decade the number decreased by 32%.

The number of males killed rose by 1 to 110, whereas the number of females killed fell by 26, to 31.

**Total number of people killed, 2011 - 2020.**



**The number of people killed in 2020 is the lowest since annual records began in 1950.**

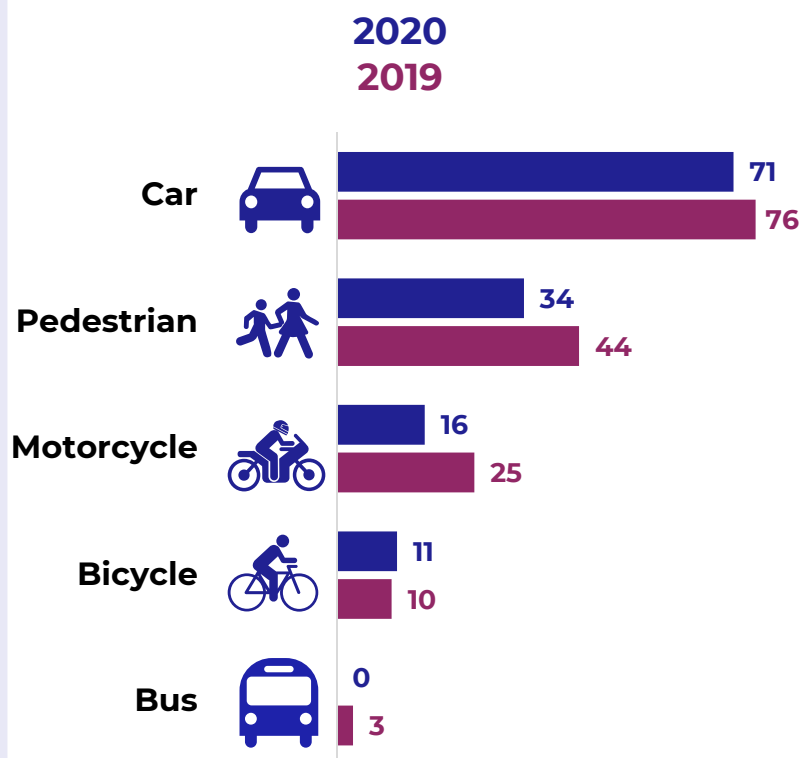
# Casualties by mode

**Car was the mode of transport with the highest number of casualties, and the highest number of people killed, followed by pedestrians.**

Compared to last year, the total reported casualties decreased across all modes except pedal cyclists which increased by 2%.

These changes may be partly due to the effects of the pandemic on travel patterns; cycling levels increased significantly whereas most other modes saw a decrease.

Number of people killed, by mode



**Compared to 2019, the number of people killed decreased across all personal modes except bicycle, which saw an increase (from 10 to 11).**

# Final assessment of 2020 targets

**Scotland's 2009 Road Safety Framework set out the vision for road safety in Scotland. It includes specific casualty reduction targets to be achieved by 2020.**



All 5 targets have been met.

Prior to the casualty reductions seen in 2020, Scotland was not on track to meet the two targets relating to serious injuries.

Scotland now has a [new Road Safety Framework to 2030](#) which includes its own set of targets. Progress towards these will be reported from next year.

Target	2020 target reduction	2020 achieved reduction
People killed	40%	52%
People seriously injured *	55%	68%
Children (aged < 16) killed	50%	76%
Children (aged < 16) seriously injured *	65%	77%
Slight injury rate per 100m vehicle kms	10%	67%

\* Please note that due to changes in severity recording, the number of seriously and slightly injured people cannot be directly compared to those reported in previous years. Progress against these targets has been calculated on the basis of adjusted figures provided by the Department for Transport.



# International comparisons

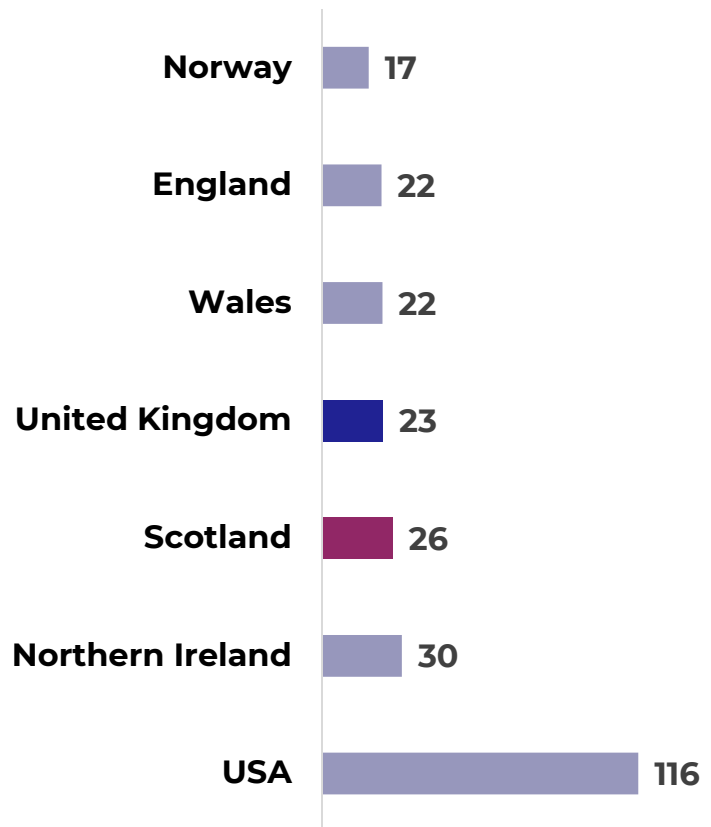
**In 2020, Scotland had the eighth lowest rate of people killed in road accidents out of a list of 42 comparable countries.**

In Scotland, 26 people were killed for every million people in the population. This figure was higher than for the United Kingdom as a whole, where 23 people were killed for every million population.

The list of countries with comparable road casualty figures includes most European countries and selected developed countries Worldwide.

Of the countries compared, Norway had the lowest number of road deaths per million population (17), whereas the USA had the highest (116).

Number of people killed per million population



**The number of people killed as a proportion of the population has historically been higher in Scotland than in the UK as a whole.**

# Key Resources

**Key Reported Road Casualties Scotland** presents provisional annual headline figures for road casualties reported to the police in Scotland. It is usually published in June.

**Reported Road Casualties Scotland** presents the final annual figures for road casualties reported to the police in Scotland. This publication also provides detailed statistics and analysis on the circumstances of road casualties. It is usually published in October.

Both publications are available on the [Transport Scotland](#) website. The website also provides more information about [Transport Scotland's approach](#) to maintaining and improving road safety.



## Contact Details

Andrew Knight  
or Charlie Lewis  
Transport Analytical Services  
Transport Scotland  
Victoria Quay  
Edinburgh EH6 6QQ  
[transtat@transport.gov.scot](mailto:transtat@transport.gov.scot)

